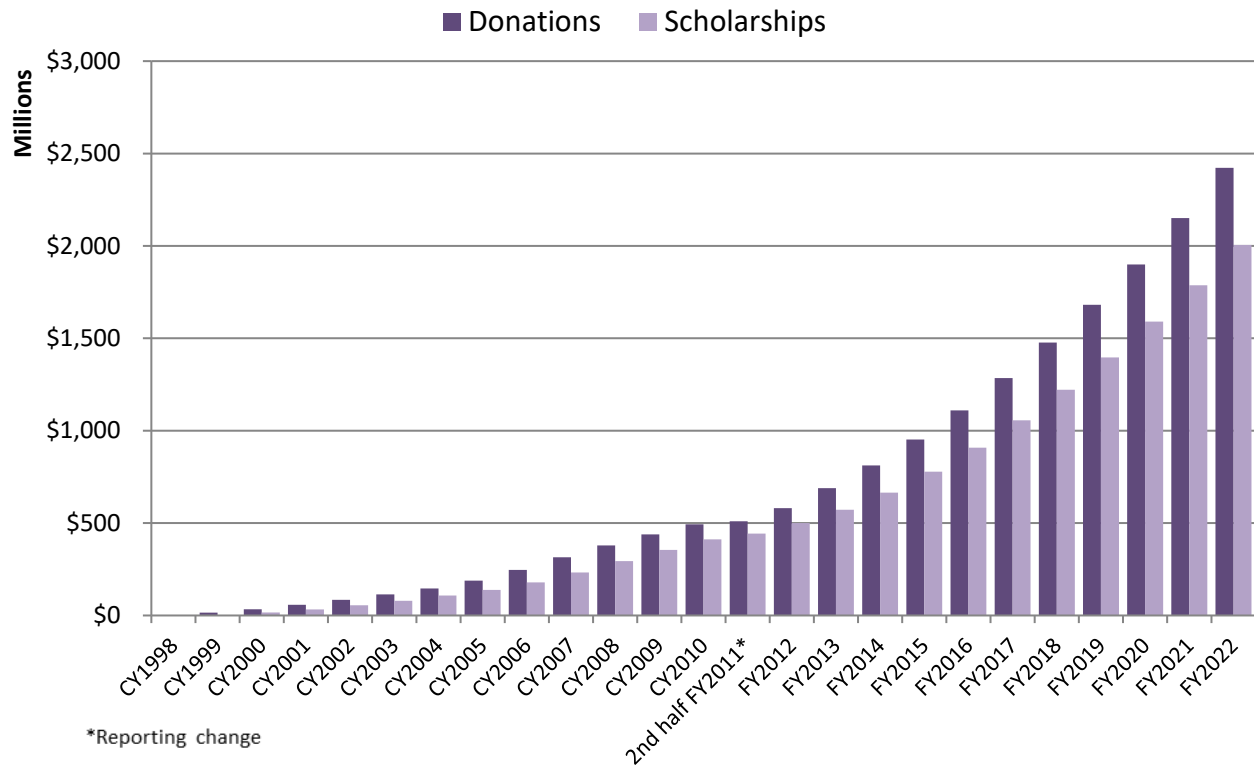


SCHOOL TUITION ORGANIZATION INCOME TAX CREDITS IN ARIZONA SUMMARY OF ACTIVITY: FY2021/2022

Arizona provides four income tax credits for taxpayer donations to certified school tuition organizations (STOs) for the purpose of providing scholarships to students to attend Arizona private schools. Two credits are for donations made by individual taxpayers (original and switcher)¹ and two credits are for corporate donations (low-income and disabled/displaced)². Corporate donations can be claimed as a tax credit against either the corporate income tax or the insurance premium tax. The tax credit programs have various start dates: the original individual tax credit program began in 1998, the low-income corporate program began in 2006, the disabled/displaced program began in 2009 and the switcher individual program began in 2012.

Growth of All STO Tax Credit Programs



TOTAL DONATIONS – ALL CREDIT PROGRAMS

Reporting Year	Original Individual Donations	Switcher Individual Donations	Low-Income Corporate Donations	Disabled/ Displaced Corporate Donations	Total Donations
CY1998	\$1,815,798				\$1,815,798
CY1999	\$13,781,341				\$13,781,341
CY2000	\$17,701,284				\$17,701,284
CY2001	\$24,897,444				\$24,897,444
CY2002	\$26,512,683				\$26,512,683
CY2003	\$29,444,972				\$29,444,972
CY2004	\$31,846,494				\$31,846,494
CY2005	\$42,196,206				\$42,196,206
CY2006	\$51,012,326		\$7,260,800		\$58,273,126
CY2007	\$54,304,968		\$14,258,000		\$68,562,968

¹ A.R.S. §§ 43-1089 and 43-1089.03

² A.R.S. §§ 20-224.06 and 20-224.07 or A.R.S. §§ 43-1089.04, 43-1183 and 43-1184

Reporting Year	Original Individual Donations	Switcher Individual Donations	Low-Income Corporate Donations	Disabled/ Displaced Corporate Donations	Total Donations
CY2008	\$55,260,728		\$9,122,121		\$64,382,849
CY2009	\$50,916,897		\$7,285,284	\$781,000	\$58,983,181
CY2010	\$43,163,214		\$11,123,657	\$956,880	\$55,243,751
2nd half FY2011 ³	\$12,818,405		\$2,301,803	\$770,000	\$15,890,208
FY2012	\$51,918,033	\$23,975	\$19,135,987	\$283,000	\$71,360,995
FY2013	\$54,794,058	\$19,891,765	\$29,858,865	\$3,505,350	\$108,050,038
FY2014	\$58,129,582	\$26,060,133	\$35,831,808	\$2,925,845	\$122,947,368
FY2015	\$61,740,114	\$30,760,244	\$42,998,170	\$5,031,920 ⁴	\$140,530,448
FY2016	\$65,438,155	\$35,523,266	\$51,597,804	\$5,000,000	\$157,559,225
FY2017	\$68,640,894	\$39,382,571	\$61,907,365	\$5,000,000	\$174,930,830
FY2018	\$70,485,289	\$42,087,496	\$74,300,838	\$5,000,000	\$191,873,623
FY2019	\$68,553,904	\$42,165,704	\$89,161,006	\$5,000,000	\$204,880,613
FY2020	\$65,429,441	\$40,608,940	\$106,983,528	\$5,000,000	\$218,021,909
FY2021	\$74,952,422	\$48,245,820	\$122,419,846	\$5,000,000	\$250,618,088
FY2022	\$78,104,949	\$52,129,496	\$135,618,749	\$6,000,000	\$271,853,194
TOTAL	\$1,173,859,601	\$376,879,409	\$821,165,631	\$50,253,995	\$2,422,158,636

TOTAL SCHOLARSHIPS – ALL CREDIT PROGRAMS

Reporting Year	Original Individual Scholarships	Switcher Individual Scholarships	Low-Income Corporate Scholarships	Disabled/ Displaced Corporate Scholarships	Total Scholarships
CY1998	\$103,790				\$103,790
CY1999	\$2,196,734				\$2,196,734
CY2000	\$13,561,981				\$13,561,981
CY2001	\$16,484,958				\$16,484,958
CY2002	\$22,826,746				\$22,826,746
CY2003	\$24,428,197				\$24,428,197
CY2004	\$28,025,083				\$28,025,083
CY2005	\$30,863,153				\$30,863,153
CY2006	\$40,594,978		\$49,380		\$40,644,358
CY2007	\$48,561,687		\$4,597,823		\$53,159,510
CY2008	\$54,205,394		\$7,615,639		\$61,821,033
CY2009	\$52,126,882		\$7,849,824	\$625,335	\$60,602,041
CY2010	\$47,333,628		\$9,259,078	\$715,424	\$57,308,130
2 nd half of FY2011	\$27,881,253		\$3,300,990	\$66,837	\$31,249,080
FY2012	\$45,209,410		\$11,294,842	\$583,865	\$57,088,117
FY2013	\$48,873,359	\$4,681,192	\$17,556,127	\$731,231	\$71,841,909
FY2014	\$49,608,573	\$17,561,278	\$24,148,068	\$1,611,469	\$92,929,388
FY2015	\$54,655,984	\$24,261,494	\$31,006,331	\$3,581,873	\$113,505,682
FY2016	\$53,822,486	\$28,213,775	\$42,884,049	\$4,370,439	\$129,290,749
FY2017	\$58,037,619	\$33,012,847	\$51,751,384	\$5,750,839	\$148,552,689
FY2018	\$64,293,115	\$35,780,397	\$59,690,982	\$5,205,607	\$164,970,102
FY2019	\$63,517,206	\$37,508,815	\$68,189,122	\$5,860,589	\$175,075,732
FY2020	\$63,847,766	\$37,359,042	\$87,735,838	\$4,885,395	\$193,828,042
FY2021	\$62,372,002	\$39,172,863	\$90,376,211	\$4,518,492	\$196,439,568
FY2022	\$66,066,987	\$46,470,692	\$100,489,279	\$5,061,161	\$218,088,119
TOTAL	\$1,039,498,970	\$304,022,396	\$617,794,968	\$43,568,556	\$2,004,884,891

³ The reporting period was changed from calendar year to fiscal year. For FY11, the first 6 months of donations was included in CY10 figures.

⁴ Total donations reported for FY15 were greater than the cap due to monies received at the end of FY14 approved under the FY14 cap that were not deposited until FY15.

SCHOOL TUITION ORGANIZATIONS

Arizona law requires an STO to be certified by the Arizona Department of Revenue (ADOR) before it can begin collecting donations for tax credits. Separate individual and corporate certifications are required for an STO to collect donations from individual taxpayers and from corporation taxpayers. Table 1 (pg. 5) lists all STOs which were certified to collect individual and/or corporate donations during FY2022 and their initial certification date. A total of 63 STOs were certified to accept individual and/or corporate tax credit donations during FY2022. There were 10 STO closures during FY2022.

STOs are required by statute to report the names, job titles and salaries of the three highest-paid employees. Of the STOs certified in FY2022, 34 (or 52%) were staffed by volunteers. Table 1 (pg. 5) identifies the 29 STOs that reported salaries.

The STOs used 30 CPA firms to audit or review their FY2021⁵ donation and scholarship activity, paying them \$442,603 in fees in FY2022. The audit or review cost is listed for each STO in Table 1 (pg. 5). STOs paid as little as \$275 and as much as \$20,100 for their audit or review. These costs include audits or reviews for both individual and corporate receipts if the STO participated in both programs. If an STO did not receive donations during the fiscal year or in a prior fiscal year, an audit or review is not required.

STOs can allow individual donors to make recommendations when donating (although Arizona law prohibits STOs from awarding scholarships solely on the basis of donor recommendations). In FY2022, 33 of the 60 STOs certified to accept individual donations reported accepting donations with recommendations. This information is summarized in Table 1 (pg. 5).

CY1998 – FY2022 Donations and Scholarships by STO for All Credit Programs

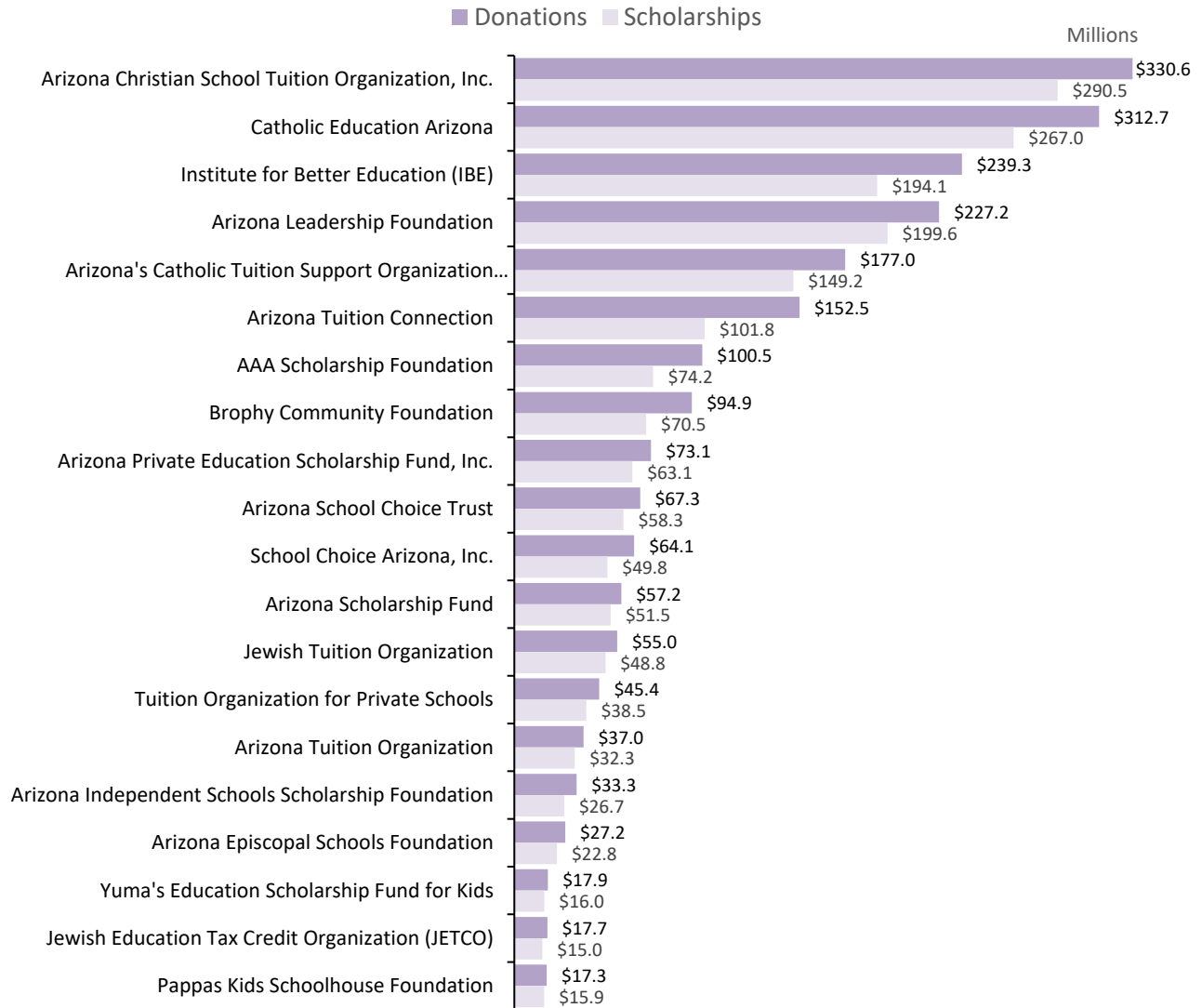
Table 2 (pg. 7) shows every organization that has received donations, with the total received by credit type, since 1998. The STOs that are highlighted are no longer operational as of June 30, 2022. Note that Table 2 does not include future allocated scholarships.

- Since 1998, Arizona Christian School Tuition Organization, Inc. has received the largest sum of donations from all four programs totaling \$330,641,969 or 13.7% of all donations.
- In FY2022, Arizona Leadership Foundation received the largest sum of donations from all four programs totaling \$45,206,500 or 16.6% of all donations.
- Since 1998, Arizona Christian School Tuition Organization, Inc. has paid the most in individual and corporate scholarships at \$290,489,343, or 14.5% of all scholarships paid.
- In FY2022, Arizona Leadership Foundation paid the most in scholarships for all four programs at \$37,830,467 or 17.3% of all scholarships paid.

The following chart shows the top 20 STOs by total donations received from CY1998 through FY2022 along with their total scholarships awarded.

⁵ STOs pay for the audit or review in the year following the fiscal year for which the audit or review was completed. FY2021 audits and reviews were paid for in FY2022, the cost of which was reported on the FY2022 annual reports.

Top 20 STOs by Total Donations CY1998 - FY2022



Reserving Scholarships for Students in Future Years

STOs are required to allocate at least 90% of their tax credit donations to provide scholarships in each of the four donation programs. Tax credit donations received in a fiscal year must be allocated to scholarships within the following two fiscal years. Allocate means to both award scholarships in the current year and to reserve money for an award for the following year or a future multiyear scholarship for a specific student. In FY2022, STOs reported reserving \$114,650,227 in total from the four programs for specific students in future years. It should be noted that a portion of the reserved future year awards reported by STOs may be for scholarships to be awarded in the upcoming academic year. The breakdown of future reserved scholarships for each tax credit program by STO is included in the corresponding FY2022 tax credit program tables.

Table 1
School Tuition Organizations Certified to Receive Tax Credit Donations in FY2022

STO Name	Individual Certified	Corporate Certified	Highest Paid Employees FY22			CPA for FY22	Cost of FY21 audit/review paid in FY22	Accepts Donation Recommendations
			Salary 1	Salary 2	Salary 3			
ISpecialNeedsScholarships.org	3/12/2018	3/12/2018	\$2,816	\$1,280		Dorothy Reniert	\$3,750	Yes
A Degree for Me, Inc.	5/23/2017	5/23/2017						
AAA Scholarship Foundation	12/10/2012	12/10/2012	\$71,137	\$63,741	\$63,845	Kerkering, Barberio & Co.	\$20,100	No
Academic Opportunity of Arizona	12/15/2015	4/15/2014	\$111,675	\$64,200	\$44,200	Ullmann & Company, P.C.	\$9,020	No
America's Scholarship Konnection Inc	4/14/2016	4/14/2016	\$52,000			Hinton Burdick CPAs & Advisors	\$19,400	Yes
Arizona Adventist Scholarships, Inc.	1/01/2011	7/01/2012	\$14,629			Ullmann & Company, P.C.	\$5,618	Yes
Arizona Christian School Tuition Organization, Inc.	1/01/2011		\$120,000	\$83,865	\$72,583	JDS Professional Group	\$11,850	Yes
Arizona Education and Scholarship Opportunity Program	12/31/2013	12/31/2013				Ullmann & Company, P.C.	\$6,500	Yes
Arizona Education Scholarship Foundation	1/01/2011	9/29/2010	\$95,750			Ullmann & Company, P.C.	\$8,347	Yes
Arizona Episcopal Schools Foundation	1/01/2011	7/29/2010				Regier Carr and Monroe	\$14,000	No
Arizona Independent Schools Scholarship Foundation	1/01/2011	7/29/2010				Roberts Alexonis Group CPAs	\$7,400	No
Arizona International Academy Scholarship Fund	1/01/2011	6/30/2015				Mary Ronning of Johnson, Lawdahl, Endres, PLLC	\$4,800	Yes
Arizona Leadership Foundation		3/09/2011	\$41,929	\$91,928	\$36,771	Semple, Marchal & Cooper, LLP	\$17,506	No
Arizona Native Scholastic Enrichment Resources Foundation	3/09/2020							
Arizona Private Education Scholarship Fund, Inc.	1/01/2011	7/29/2010	\$74,375	\$67,692	\$49,713	Monica J. Stern	\$12,900	Yes
Arizona Private School Tuition Organization	5/03/2018	5/03/2018	\$9,800	\$9,800		Baldwin Moffitt PLLC	\$16,400	Yes
Arizona School Choice Trust	1/01/2011	7/29/2010	\$121,000	\$120,000	\$71,000	Ullmann & Company, P.C.	\$4,322	No
Arizona Tax Credit	8/14/2014	11/05/2015	\$42,000	\$42,000		JDS Professional Group	\$7,337	Yes
Arizona Tuition Connection	2/01/2013	2/01/2013	\$185,000	\$184,692	\$92,125	Farber Hass Hurley LLP	\$18,422	Yes
Arizona Tuition Organization	1/01/2011	7/29/2010	\$87,550	\$30,000		Monica J. Stern	\$9,000	Yes
Arizona Waldorf Scholarship Foundation	1/01/2011	7/01/2012	\$4,376			Addington & Associates, PLLC	\$5,500	No
Arizona's Catholic Tuition Support Organization (CTSO)	1/01/2011	7/29/2010	\$106,418	\$46,212	\$45,180	BeachFleishman PC	\$13,000	No
Best Student Fund	1/01/2011	7/01/2012				Eide Bailly	\$10,200	No
Brophy Community Foundation	1/01/2011	7/29/2010	\$60,000	\$27,040	\$75,000	Tull, Forsberg & Olson, P.L.L.C.	\$16,645	Yes
Catholic Education Arizona	1/01/2011	7/29/2010	\$168,562	\$100,312	\$93,882	Eide Bailly	\$16,500	No
Center for Educational Scholarships	6/17/2019	6/17/2019						
Chabad Tuition Organization	1/01/2011	7/29/2010				Seely Mullins and Associates, PC	\$8,058	Yes
Christ Lutheran School Tuition Organization	1/01/2011	7/29/2010				Fester and Chapman	\$5,100	No
Christian Scholarship Fund of Arizona	1/01/2011	7/29/2010				Henry Fortino	\$1,000	Yes
Cochise Christian School Tuition Organization	1/01/2011	2/24/2011	\$26,042			Scott R Meyer	\$2,500	Yes
Community Tuition Grant Organization, Inc.	5/10/2018	5/10/2018				Ullmann & Company, P.C.	\$8,046	Yes
Cong Casa Grande	2/14/2022	2/14/2022						
Corporate Tax Foundation		4/14/2011				Eide Bailly	\$12,200	No
Dynamite Montessori Foundation	1/01/2011	8/18/2010				Khalsa McBrearty Accountancy LLP	\$7,000	Yes
Education Liberty Fund	5/15/2015	5/15/2015				Dorothy Reniert	\$1,500	Yes
Financial Assistance for Independent Schools	1/01/2011	7/29/2010				Ullmann & Company, P.C.	\$275	No
Greater Arizona Inc.	12/04/2017	6/27/2017	\$12,000			Ullmann & Company, P.C.	\$3,088	No
Independent Schools Corporate Tax Foundation		3/23/2011				Eide Bailly	\$9,600	No
Institute for Better Education (IBE)	1/01/2011	7/29/2010	\$132,572	\$82,518	\$67,942	JDS Professional Group	\$9,950	Yes
Jewish Education Tax Credit Organization (JETCO)	1/01/2011	7/29/2010				HBL CPA'S	\$7,500	No
Jewish Tuition Organization	1/01/2011	6/14/2011	\$88,000	\$60,000	\$40,000	Johnson Lawdahl Endres, PLLC	\$9,200	Yes
Legacy Student Tuition Organization	2/03/2020	2/03/2020						
Lexington Education Foundation	8/20/2019	7/21/2020						
Lutheran Education Foundation	1/01/2011	7/29/2010				Ullmann & Company, P.C.	\$3,885	No
Montessori Charity Foundation	11/08/2019	11/08/2019				Ullmann & Company, P.C.	\$4,450	No
Montessori Scholarship Organization	1/01/2011	7/01/2012	\$14,300	\$10,200		Ball and McGraw, PC	\$7,000	Yes
New Hope Scholarship Foundation	12/15/2020	12/15/2020				Heather Gordan	\$3,000	Yes
Northern Arizona Christian School Scholarship Fund	1/01/2011	10/07/2010						Yes
Orme Primavera Schools Foundation	1/01/2011					Slater & Rutherford CPAs	\$3,200	No
Pappas Kids Schoolhouse Foundation	1/01/2011	8/03/2010	\$80,910	\$5,036		William Bridgeman	\$10,800	No
Private School Tuition Fund 123	4/03/2017	4/03/2017				Haynie and Company	\$8,500	Yes
Scholarships for Educational Excellence Foundation	1/03/2011					Law and Reed	\$1,075	Yes

Table 1
School Tuition Organizations Certified to Receive Tax Credit Donations in FY2022

STO Name	Individual Certified	Corporate Certified	Highest Paid Employees FY22			CPA for FY22	Cost of FY21 audit/review paid in FY22	Accepts Donation Recommendations
			Salary 1	Salary 2	Salary 3			
School Choice Arizona, Inc.	1/01/2011	7/29/2010	\$76,682	\$30,000	\$13,000	JDS Professional Group	\$9,750	Yes
School Tuition Association of Yuma	1/01/2011	7/29/2010				R & A CPAs	\$14,200	No
School Tuition Organization 4 Kidz	3/29/2018	3/29/2018	\$18,000	\$3,807	\$4,133	Stefanie A Banister, CPA	\$6,500	Yes
Schools With Heart Foundation	1/01/2011	8/19/2010				Kevin Allen, C.P.A.		No
Sedona Village Learning Center of Madre Tierra Foundation	8/24/2020	8/24/2020						
Students First Foundation	10/02/2015	9/21/2016				Ullmann & Company, P.C.	\$7,300	Yes
Truthful Beginnings	1/08/2020	1/08/2020						
Tuition Organization for Private Schools	1/01/2011	7/29/2010	\$70,000	\$25,000		JDS Professional Group	\$8,275	Yes
Valley Tuition Organization	6/01/2016	6/01/2016	\$50,000	\$10,000		Seely Mullins and Associates, PC		Yes
White Mountain Tuition Support Foundation	1/01/2011	9/02/2010	\$26,562			Wilber & Longenbaugh, PLLC	\$2,850	Yes
Yuma's Education Scholarship Fund for Kids	1/01/2011	7/01/2012				JDS Professional Group	\$8,286	Yes

Table 2
Donations and Scholarships by School Tuition Organizations CY1998 - FY2022

School Tuition Organization	1ST Year	Original Individual		Switcher Individual		Low-Income Corporate		Disabled/Displaced Corporate		TOTALS	
		Donations	Scholarships	Donations	Scholarships	Donations	Scholarships	Donations	Scholarships	Donations	Scholarships
ISpecialNeedsScholarships.org	2018	\$345,504	\$47,650	\$223,360	\$71,568	\$190,000	\$5,000	\$0	\$0	\$758,864	\$124,218
100 Percent AZ	2017	\$8,522	\$4,772	\$7,305	\$3,881	\$0	\$0	\$0	\$0	\$15,827	\$8,653
123TaxCredit.com	2017	\$67,783	\$37,472	\$68,381	\$25,436	\$40,000	\$5,000	\$0	\$0	\$176,164	\$67,908
A Better Choice Tax Credit	2019	\$0	\$0	\$0	\$0	\$0	\$0	\$0	\$0	\$0	\$0
A Degree for Me, Inc.	2017	\$46,714	\$17,500	\$36,156	\$13,867	\$31,000	\$24,000	\$0	\$0	\$113,870	\$55,367
AAA Scholarship Foundation	2012	\$0	\$0	\$0	\$0	\$97,591,739	\$71,332,153	\$2,942,000	\$2,875,042	\$100,533,739	\$74,207,196
Academic Opportunity of Arizona	2014	\$289,742	\$172,309	\$236,856	\$150,317	\$7,108,350	\$2,850,105	\$3,555,500	\$2,329,404	\$11,190,448	\$5,502,134
Alternative Schools Scholarship Fund	2003	\$114,156	\$109,686	\$0	\$0	\$0	\$0	\$0	\$0	\$114,156	\$109,686
Alumnus School Tuition Organization	2015	\$45,777	\$22,000	\$32,935	\$17,559	\$0	\$0	\$0	\$0	\$78,712	\$39,559
America's Scholarship Konnection Inc	2016	\$99,187	\$77,182	\$85,218	\$60,004	\$6,377,000	\$1,544,192	\$313,000	\$257,799	\$6,874,405	\$1,939,176
Arizona Adventist Scholarships, Inc.	1999	\$7,788,167	\$7,594,925	\$1,012,074	\$889,934	\$2,500	\$2,250	\$0	\$0	\$8,802,740	\$8,487,109
Arizona Christian School Tuition Organization, Inc.	1998	\$252,494,860	\$224,787,108	\$78,147,108	\$65,702,236	\$0	\$0	\$0	\$0	\$330,641,969	\$290,489,343
Arizona Community Foundation School Tuition Organization	2013	\$802,801	\$515,035	\$595,973	\$509,072	\$6,010,000	\$5,186,882	\$1,280,750	\$1,182,484	\$8,689,524	\$7,393,474
Arizona Education Alliance	2012	\$0	\$0	\$0	\$0	\$0	\$0	\$0	\$0	\$0	\$0
Arizona Education and Scholarship Opportunity Program	2013	\$342,880	\$326,022	\$216,398	\$141,488	\$16,067,500	\$10,358,981	\$0	\$0	\$16,626,778	\$10,826,491
Arizona Education First	2014	\$372,673	\$369,168	\$230,007	\$157,595	\$290,000	\$192,700	\$0	\$0	\$892,680	\$719,463
Arizona Education Scholarship Foundation	2010	\$6,467,555	\$5,121,192	\$4,187,319	\$2,477,812	\$965,400	\$668,084	\$21,500	\$19,823	\$11,641,774	\$8,286,911
Arizona Episcopal Schools Foundation	1999	\$16,421,231	\$14,719,164	\$4,042,210	\$3,336,965	\$6,769,072	\$4,753,750	\$0	\$0	\$27,232,513	\$22,809,879
Arizona Independent Schools Scholarship Foundation	1998	\$16,497,984	\$15,167,457	\$5,571,461	\$4,934,113	\$11,193,595	\$6,610,579	\$0	\$0	\$33,263,039	\$26,712,149
Arizona International Academy Scholarship Fund	2001	\$1,145,225	\$1,059,013	\$239,511	\$229,872	\$160,000	\$117,043	\$0	\$0	\$1,544,736	\$1,405,929
Arizona Leadership Foundation	2011	\$0	\$0	\$0	\$0	\$201,016,786	\$176,472,141	\$26,147,130	\$23,138,226	\$227,163,916	\$199,610,367
Arizona Lutheran Scholarship Organization	2002	\$3,692,861	\$3,384,782	\$1,137,080	\$1,101,217	\$215,000	\$190,876	\$0	\$0	\$5,044,941	\$4,676,875
Arizona Native Scholastic Enrichment Resources Foundation	2020 [†]	\$408,941	\$281,537	\$0	\$0	\$0	\$0	\$0	\$0	\$408,941	\$281,537
Arizona Private Education Scholarship Fund, Inc.	1999	\$37,673,244	\$33,101,144	\$18,310,475	\$15,649,831	\$13,461,800	\$11,451,495	\$3,645,600	\$2,942,573	\$73,091,119	\$63,145,043
Arizona Private School Tuition Organization	2018	\$1,467,598	\$1,131,839	\$841,501	\$645,999	\$1,877,300	\$1,495,380	\$0	\$0	\$4,186,399	\$3,273,217
Arizona Scholarship & Grants Organization	1999	\$6,775	\$0	\$0	\$0	\$0	\$0	\$0	\$0	\$6,775	\$0
Arizona Scholarship Fund	1998	\$51,250,061	\$46,116,959	\$4,922,548	\$4,436,173	\$1,055,491	\$951,320	\$16,800	\$15,746	\$57,244,900	\$51,520,198
Arizona Scholarships & Tuition	1998	\$23,075	\$26,360	\$0	\$0	\$0	\$0	\$0	\$0	\$23,075	\$26,360
Arizona School Choice Trust	1998	\$23,411,111	\$22,770,275	\$4,398,680	\$3,401,166	\$37,466,228	\$30,314,427	\$2,030,247	\$1,841,584	\$67,306,266	\$58,327,452
Arizona Tax Credit	2014	\$3,932,129	\$3,211,973	\$2,496,987	\$1,971,089	\$2,118,120	\$1,919,080	\$0	\$0	\$8,547,236	\$7,102,142
Arizona Tax Credit for Education	2015	\$0	\$0	\$0	\$0	\$0	\$0	\$0	\$0	\$0	\$0
Arizona Tuition	2018	\$46,116	\$29,042	\$33,467	\$17,428	\$65,000	\$25,743	\$0	\$0	\$144,583	\$72,213
Arizona Tuition Assistance Program	2017	\$0	\$0	\$0	\$0	\$0	\$0	\$0	\$0	\$0	\$0
Arizona Tuition Connection	2013	\$54,853,673	\$38,062,911	\$39,177,661	\$28,693,251	\$58,325,514	\$34,896,747	\$150,000	\$98,400	\$152,506,847	\$101,751,309
Arizona Tuition Organization	2004	\$26,276,586	\$23,310,722	\$9,179,983	\$7,665,911	\$1,563,500	\$1,341,863	\$0	\$0	\$37,020,069	\$32,318,496
Arizona Waldorf Scholarship Foundation	2001	\$3,548,887	\$3,116,030	\$1,214,923	\$1,007,508	\$475,000	\$426,081	\$0	\$0	\$5,238,810	\$4,549,620
Arizona Youth Education Scholarships (AZYES)	2011	\$0	\$0	\$0	\$0	\$135,800	\$122,209	\$0	\$0	\$135,800	\$122,209
Arizona's Catholic Tuition Support Organization (CTSO)	1999	\$87,818,849	\$78,815,800	\$23,781,455	\$19,223,216	\$64,280,526	\$49,936,707	\$1,078,500	\$1,196,833	\$176,959,331	\$149,172,555
Best Student Fund	2001	\$3,691,078	\$3,593,277	\$919,685	\$823,030	\$994,000	\$983,275	\$0	\$0	\$5,604,763	\$5,399,582
Bret Reed Freesmeyer Memorial Scholarship Fund	2001	\$426,736	\$492,962	\$0	\$0	\$0	\$0	\$0	\$0	\$426,736	\$492,962
Brophy Community Foundation	1998	\$24,246,459	\$21,717,735	\$8,803,606	\$7,396,824	\$61,883,672	\$41,431,618	\$0	\$0	\$94,933,737	\$70,546,178
Cong Casa Grande	2022	\$0	\$0	\$0	\$0	\$0	\$0	\$0	\$0	\$0	\$0
Carden Schools Scholarship Fund	1998	\$57,980	\$55,067	\$0	\$0	\$0	\$0	\$0	\$0	\$57,980	\$55,067
Catholic Community Foundation for the Diocese of Phoenix	2018	\$0	\$0	\$0	\$0	\$0	\$0	\$0	\$0	\$0	\$0
Catholic Education Arizona	1998	\$188,589,386	\$175,580,300	\$46,121,720	\$37,788,575	\$77,006,951	\$53,280,053	\$1,000,000	\$357,812	\$312,718,058	\$267,006,740
Center for Educational Scholarships	2019	\$5,154	\$4,401	\$3,347	\$3,196	\$0	\$0	\$0	\$0	\$8,501	\$7,597
Chabad Tuition Organization	2000	\$3,674,381	\$3,264,556	\$1,352,499	\$1,277,134	\$1,949,000	\$1,697,355	\$0	\$0	\$6,975,880	\$6,239,045
Chaparral Mission Scholarship Fund	2001	\$1,460,480	\$1,527,304	\$0	\$0	\$3,000	\$3,000	\$0	\$0	\$1,463,480	\$1,530,304
Children's Scholarship Network of Arizona	2008	\$164,211	\$156,647	\$0	\$0	\$330,000	\$323,438	\$0	\$0	\$494,211	\$480,085
Christ Lutheran School Tuition Organization	2000	\$3,857,308	\$3,618,593	\$1,020,022	\$830,300	\$0	\$28,139	\$0	\$0	\$4,877,330	\$4,477,032
Christian Scholarship Foundation	1999	\$3,804,018	\$3,581,041	\$406,790	\$363,554	\$211,000	\$197,925	\$0	\$0	\$4,421,808	\$4,142,520
Christian Scholarship Fund of Arizona	1998	\$6,374,193	\$5,521,062	\$604,498	\$509,440	\$360,000	\$269,401	\$0	\$0	\$7,338,691	\$6,299,904
Classical Christian Scholarship Fund	2003	\$249,968	\$207,891	\$0	\$0	\$0	\$0	\$0	\$0	\$249,968	\$207,891

Highlighted STOs are no longer operational as of June 30, 2022

Table 2
Donations and Scholarships by School Tuition Organizations CY1998 - FY2022

School Tuition Organization	1ST Year	Original Individual		Switcher Individual		Low-Income Corporate		Disabled/Displaced Corporate		TOTALS	
		Donations	Scholarships	Donations	Scholarships	Donations	Scholarships	Donations	Scholarships	Donations	Scholarships
Clickable Institute of Technology and Entrepreneurship	2018	\$0	\$0	\$0	\$0	\$0	\$0	\$0	\$0	\$0	\$0
Cochise Christian School Tuition Organization	2002	\$8,329,855	\$7,777,634	\$2,274,331	\$1,960,241	\$258,500	\$243,132	\$0	\$0	\$10,862,686	\$9,981,007
Community Tuition Grant Organization, Inc.	2018	\$133,514	\$115,173	\$82,926	\$63,251	\$972,500	\$790,143	\$0	\$0	\$1,888,940	\$968,567
Corporate Tax Foundation	2011	\$0	\$0	\$0	\$0	\$11,066,833	\$5,222,956	\$0	\$0	\$11,066,833	\$5,222,956
Corporations Reducing Student Tuition	2014	\$0	\$0	\$0	\$0	\$0	\$0	\$0	\$0	\$0	\$0
Diversity Leadership Institute	2012	\$0	\$0	\$0	\$0	\$0	\$0	\$0	\$0	\$0	\$0
Dynamite Montessori Foundation	2001	\$980,914	\$878,018	\$380,834	\$315,685	\$5,000	\$4,500	\$19,420	\$18,478	\$1,386,168	\$1,216,682
Educare Scholarship Fund	1999	\$847,957	\$817,733	\$0	\$0	\$0	\$0	\$0	\$0	\$847,957	\$817,733
Education Liberty Fund	2015	\$48,340	\$26,785	\$32,075	\$18,233	\$500	\$225	\$0	\$0	\$80,915	\$45,243
Engelhardt/Pappas Foundation	1999	\$1,219,231	\$1,123,034	\$0	\$0	\$0	\$0	\$0	\$0	\$1,219,231	\$1,123,034
Financial Assistance for Independent Schools	2000	\$5,717,794	\$5,014,916	\$2,042,898	\$1,713,504	\$2,456,000	\$1,431,951	\$1,301,000	\$1,084,160	\$11,517,692	\$9,244,531
Flagstaff Scholarship Fund	2001	\$1,752,439	\$1,610,865	\$0	\$0	\$1,392,500	\$1,316,020	\$0	\$0	\$3,144,939	\$2,926,885
Foundation for Corporate Tax Credit	2011	\$0	\$0	\$0	\$0	\$872,000	\$890,380	\$0	\$0	\$872,000	\$890,380
Foundation for Lutherans Interested in Funding Education	2002	\$432,551	\$428,851	\$0	\$0	\$0	\$0	\$0	\$0	\$432,551	\$428,851
Foundation for Montessori Scholarships	1999	\$522,654	\$473,808	\$0	\$0	\$0	\$0	\$0	\$0	\$522,654	\$473,808
Funds for Kids	2013	\$537,708	\$485,461	\$284,321	\$255,588	\$65,000	\$58,500	\$0	\$0	\$887,029	\$799,549
Gateway Academy	2019	\$0	\$0	\$0	\$0	\$0	\$0	\$0	\$0	\$0	\$0
Greater Arizona Inc.	2017	\$0	\$0	\$0	\$0	\$2,362,139	\$2,191,115	\$0	\$0	\$2,362,139	\$2,191,115
H.E.L.P. Scholarship Foundation	1998	\$13,032,282	\$12,369,660	\$806,204	\$730,432	\$10,605	\$9,480	\$0	\$0	\$13,849,091	\$13,109,572
Higher Education STO	2011	\$366,767	\$317,748	\$126,206	\$116,169	\$10,000	\$9,000	\$0	\$0	\$502,973	\$442,917
Independent Schools Corporate Tax Foundation	2011	\$0	\$0	\$0	\$0	\$12,388,834	\$7,103,352	\$0	\$0	\$12,388,834	\$7,103,352
Institute for Better Education (IBE)	1998	\$156,376,199	\$130,491,602	\$63,864,111	\$48,647,041	\$16,636,599	\$12,552,759	\$2,468,668	\$2,375,873	\$239,345,577	\$194,067,275
Investing in Children of Arizona Scholarship Fund	2003	\$6,875	\$0	\$0	\$0	\$0	\$0	\$0	\$0	\$6,875	\$0
Jewish Education Tax Credit Organization (JETCO)	1999	\$11,824,608	\$10,142,756	\$3,738,366	\$3,053,670	\$2,109,500	\$1,830,621	\$0	\$0	\$17,672,474	\$15,027,047
Jewish Tuition Organization	1999	\$34,057,122	\$32,573,335	\$12,224,789	\$9,973,394	\$8,713,914	\$6,225,108	\$0	\$0	\$54,995,824	\$48,771,837
Just Friends of Education	2009	\$7,600	\$6,070	\$0	\$0	\$0	\$0	\$0	\$0	\$7,600	\$6,070
Legacy Student Tuition Organization	2020	\$0	\$0	\$0	\$0	\$0	\$0	\$0	\$0	\$0	\$0
Lexington Education Foundation	2019**	\$95,188	\$85,659	\$44,029	\$39,981	\$20,000	\$18,495	\$50,000	\$35,585	\$209,217	\$179,720
Life Development Institute Education Fund	2006	\$368,495	\$366,187	\$134,972	\$119,013	\$65,000	\$58,500	\$45,000	\$39,816	\$613,467	\$583,516
Lutheran Education Foundation	1998	\$3,398,851	\$3,202,526	\$343,019	\$331,758	\$0	\$0	\$0	\$0	\$3,741,870	\$3,534,284
Maranatha Christian Co-Op Tuition Fund	1998	\$21,630	\$3,926	\$0	\$0	\$0	\$0	\$0	\$0	\$21,630	\$3,926
Montessori Centre School Tuition Organization	2000	\$361,549	\$349,867	\$0	\$0	\$0	\$0	\$0	\$0	\$361,549	\$349,867
Montessori Charity Foundation	2019	\$75,663	\$53,936	\$38,615	\$20,550	\$15,000	\$15,000	\$0	\$0	\$129,278	\$89,486
Montessori Scholarship Organization	2000	\$6,259,068	\$5,945,426	\$1,633,788	\$1,470,275	\$227,000	\$204,300	\$0	\$0	\$8,119,856	\$7,620,001
Montessori School Tuition Organization	1999	\$43,400	\$38,900	\$0	\$0	\$0	\$0	\$0	\$0	\$43,400	\$38,900
New Hope Scholarship Foundation	2021	\$26,054	\$12,692	\$9,427	\$4,293	\$70,000	\$68,263	\$0	\$0	\$105,481	\$85,247
Next Generation School Tuition Organization	2017	\$9,430	\$3,124	\$10,293	\$4,876	\$0	\$0	\$0	\$0	\$19,723	\$8,000
Northern Arizona Christian School Scholarship Fund	1998	\$7,939,622	\$6,772,224	\$2,385,630	\$1,922,081	\$975,012	\$806,688	\$0	\$0	\$11,300,264	\$9,500,993
Northern Lights Student Tuition Organization	2018	\$0	\$0	\$0	\$0	\$0	\$0	\$55,000	\$0	\$55,000	\$0
Orme Primavera Schools Foundation	1999	\$4,193,866	\$4,040,417	\$1,028,944	\$1,035,747	\$0	\$0	\$0	\$0	\$5,222,809	\$5,076,164
Pappas Kids Schoolhouse Foundation	2005	\$6,164,373	\$5,682,866	\$3,390,533	\$3,111,856	\$7,774,949	\$7,148,797	\$0	\$0	\$17,329,855	\$15,943,520
Parkside Christian Learning Center	2012	\$0	\$0	\$0	\$0	\$0	\$0	\$0	\$0	\$0	\$0
Patagonia Scholarship Fund	1999	\$76,154	\$62,713	\$0	\$0	\$0	\$0	\$0	\$0	\$76,154	\$62,713
Pinetop Tuition Support Organization	2006	\$152,954	\$132,757	\$20,160	\$14,161	\$5,000	\$5,000	\$0	\$0	\$178,114	\$151,918
Private School Tuition Fund 123	2017	\$431,503	\$267,147	\$249,117	\$152,086	\$1,538,175	\$855,714	\$0	\$0	\$2,218,795	\$1,274,947
Scholarships for Educational Excellence Foundation	2009	\$1,140,255	\$1,077,936	\$466,561	\$370,070	\$0	\$0	\$0	\$0	\$1,606,815	\$1,448,006
School Choice Arizona, Inc.	2006	\$11,584,201	\$8,905,917	\$2,969,524	\$2,185,303	\$48,336,257	\$37,637,897	\$1,207,000	\$1,116,793	\$64,096,982	\$49,845,910
School Tuition Association of Yuma	1999	\$4,656,164	\$4,213,091	\$875,617	\$766,899	\$8,526,100	\$7,209,016	\$0	\$1,250	\$14,057,880	\$12,190,257
School Tuition Organization 4 Kidz	2018	\$1,225,319	\$866,089	\$755,218	\$538,193	\$1,738,100	\$1,069,716	\$42,000	\$37,800	\$3,760,637	\$2,511,798
Schools With Heart Foundation	1999	\$5,375,627	\$5,027,753	\$1,639,520	\$1,492,221	\$0	\$0	\$0	\$0	\$7,015,147	\$6,519,974
Sedona Village Learning Center of Madre Tierra Foundation	2021	\$0	\$0	\$0	\$0	\$0	\$0	\$0	\$0	\$0	\$0
Shepherd of the Desert Education Foundation	2000	\$2,056,279	\$1,933,866	\$387,441	\$330,131	\$0	\$0	\$0	\$0	\$2,443,720	\$2,263,997
Southern Arizona Foundation for Education - SAFE	1998	\$4,321,287	\$4,328,846	\$173,544	\$157,412	\$0	\$0	\$0	\$0	\$4,494,831	\$4,486,259
Lutheran											
Southwest Tuition Organization 4 Kids	2018	\$0	\$0	\$0	\$0	\$0	\$0	\$0	\$0	\$0	\$0
Students First Foundation	2015	\$171,834	\$172,042	\$83,843	\$69,780	\$334,000	\$276,628	\$0	\$0	\$589,677	\$518,450

Highlighted STOs are no longer operational as of June 30, 2022

Table 2
Donations and Scholarships by School Tuition Organizations CY1998 - FY2022

School Tuition Organization	1ST Year	<u>Original Individual</u>		<u>Switcher Individual</u>		<u>Low-Income Corporate</u>		<u>Disabled/Displaced Corporate</u>		<u>TOTALS</u>	
		Donations	Scholarships	Donations	Scholarships	Donations	Scholarships	Donations	Scholarships	Donations	Scholarships
Tempe Montessori Parent's Organization	2000	\$1,327,668	\$1,285,596	\$6,000	\$13,633	\$0	\$0	\$0	\$0	\$1,333,668	\$1,299,229
Tempe Montessori School Tuition Organization	2011	\$157,233	\$41,843	\$0	\$0	\$16,000	\$0	\$0	\$0	\$173,233	\$41,843
Tesseract Tuition Organization	1998	\$146,315	\$24,250	\$0	\$0	\$0	\$0	\$0	\$0	\$146,315	\$24,250
The Leadership Consortium	2011	\$0	\$0	\$0	\$0	\$0	\$0	\$0	\$0	\$0	\$0
The Zisel Tovah Foundation	2016	\$535	\$535	\$500	\$500	\$0	\$0	\$0	\$0	\$1,035	\$1,035
Truthful Beginnings	2020	\$2,186	\$1,967	\$1,179	\$1,061	\$0	\$0	\$0	\$0	\$3,365	\$3,029
Tuition Organization for Private Schools	2004	\$24,633,968	\$21,694,618	\$8,379,397	\$6,474,199	\$9,662,195	\$7,913,077	\$2,709,880	\$2,440,303	\$45,385,439	\$38,522,197
Valley Lutheran Scholarship Organization	2004	\$1,148,000	\$1,149,711	\$137,641	\$124,572	\$130,000	\$116,018	\$0	\$0	\$1,415,641	\$1,390,301
Valley Tuition Organization	2016	\$196,596	\$110,338	\$172,816	\$96,932	\$2,886,500	\$1,645,509	\$0	\$0	\$3,255,912	\$1,852,779
VVBC Christian Education Fund	1999	\$324,519	\$317,182	\$0	\$0	\$0	\$0	\$0	\$0	\$324,519	\$317,182
Walter T. Beamis Scholarship Foundation	1999	\$11,371	\$4,000	\$0	\$0	\$0	\$0	\$0	\$0	\$11,371	\$4,000
White Mountain Montessori Tuition Support Organization	2017	\$47,826	\$37,497	\$24,013	\$21,000	\$7,500	\$7,500	\$0	\$0	\$79,339	\$65,997
White Mountain Tuition Support Foundation	2004	\$3,367,493	\$2,909,630	\$1,316,792	\$976,618	\$655,000	\$284,034	\$0	\$0	\$5,339,285	\$4,170,281
Yo Creo - Competitive America	2011	\$0	\$0	\$0	\$0	\$0	\$0	\$0	\$0	\$0	\$0
Yuma's Education Scholarship Fund for Kids	2003	\$11,790,699	\$10,894,583	\$4,685,019	\$3,803,422	\$1,273,575	\$1,166,580	\$175,000	\$162,775	\$17,924,293	\$16,027,361
TOTALS		\$1,173,859,600	\$1,039,498,967	\$376,879,410	\$304,022,394	\$821,165,631	\$617,794,968	\$50,253,995	\$43,568,558	\$2,422,158,636	\$2,004,884,888

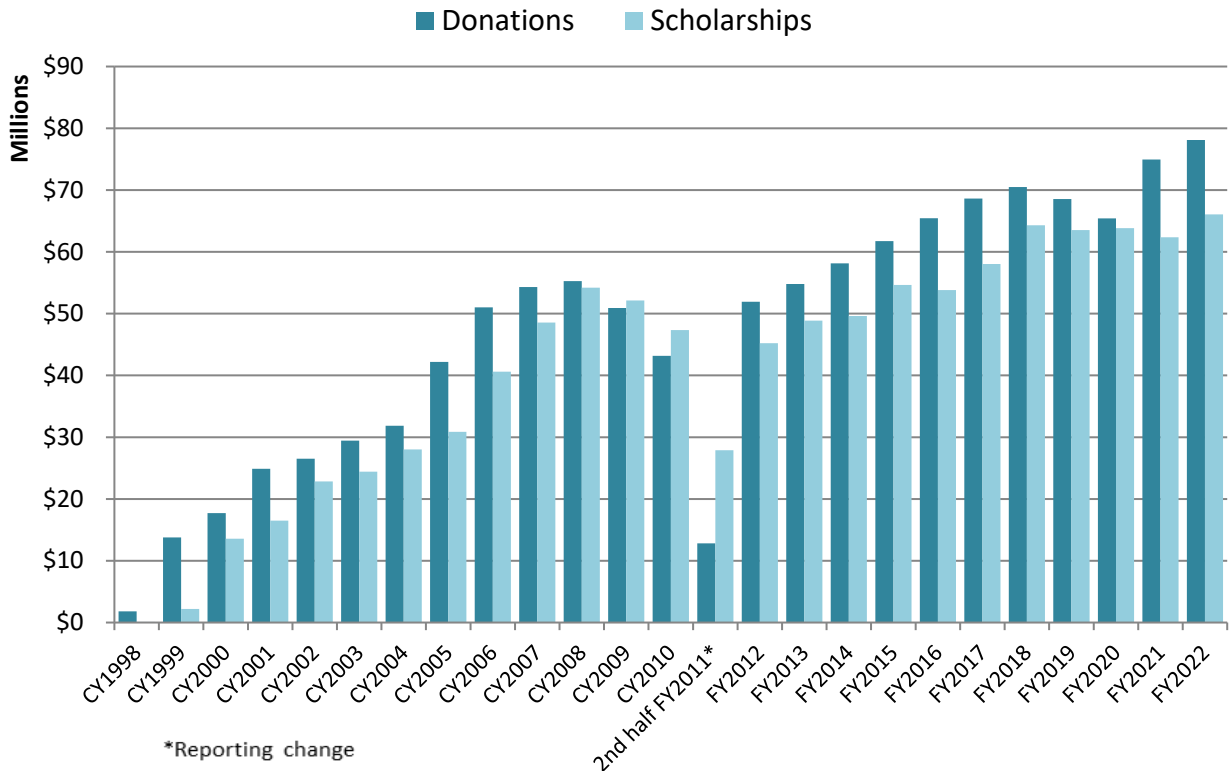
†Arizona Native Scholastic Enrichment Resource Foundation was previously certified to accept both individual and corporate donations prior to 2014.

††Lexington Education Foundation was previously certified to accept both individual and corporate donations between March 2016 and January 2018 and again between March 2018 and February 2019.

ORIGINAL INDIVIDUAL INCOME TAX CREDIT PROGRAM

Arizona allows an individual income tax credit for donations made to STOs that provide scholarships to private schools. There were 60 STOs certified to receive individual donations in FY2022. The original individual income tax credit for contributions to school tuition organizations is governed by A.R.S. § 43-1089 and Chapter 16 in Title 43. The maximum credit amounts are adjusted each year for inflation. For tax year 2022 the original individual income tax credit was \$623 (for single, unmarried head of household and married filing separate taxpayers) and \$1,245 (for married filing joint taxpayers). The original individual scholarship is available to K-12 students and preschool students with disabilities. The scholarship amount cannot exceed the cost of tuition for an academic year.

Growth in Original Individual Credit Program



The following table shows the number of STOs collecting original individual donations in each period, the number of donations and the amount of tax credit donations. The percentage change is calculated for prior year amounts reported. No percentage change is calculated for FY2011 as this is the first fiscal year reporting period. The table also shows the number of STOs providing original individual scholarships in each period, the number of scholarships and the amount of scholarships paid. (For calendar years prior to 2003, the numbers are soft; reporting was not statutorily-required at that time.) As with the donations data, no percentage change is calculated for FY2011 as this was the first fiscal year reporting period. Please note that the number of scholarships paid does not equate to the number of students receiving scholarships. Many families seek scholarships from multiple STOs, resulting in one child being counted several times in the scholarship counts.

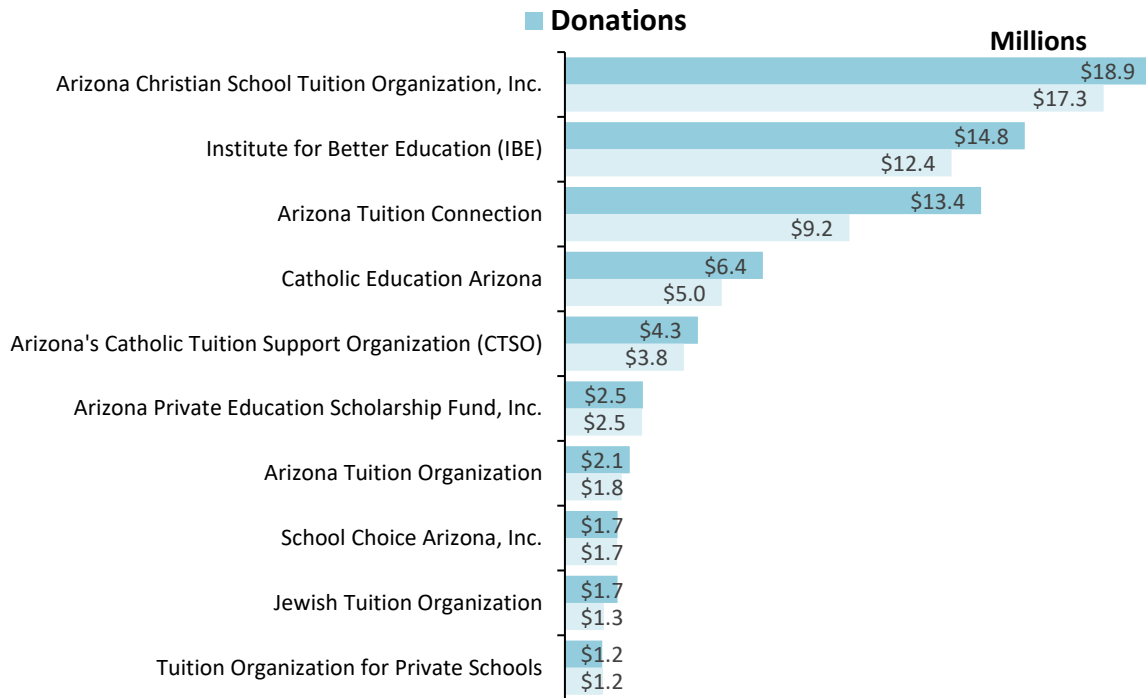
The totals below do not include donation transfers from one STO to another as a result of an STO closure. The donation amounts would have been initially recorded as donations received by the closing STO in the same fiscal year or possibly in a prior fiscal year. For FY2022, STOs received \$202,750 in original donation

transfers from closing STOs. The receiving STOs are required to award 90% of the transferred amount as scholarships to eligible students attending qualified schools.

ORIGINAL INDIVIDUAL INCOME TAX CREDIT PROGRAM

Reporting Year	Original Individual Donations				Original Individual Scholarships			
	# of STOs	# donations	\$ Amount	% change	# of STOs	# scholarships	\$ Amount	% change
CY1998	16	4,248	\$1,815,798		4	128	\$103,790	
CY1999	33	32,023	\$13,781,341		19	3,207	\$2,196,734	
CY2000	36	38,249	\$17,701,284	28.4%	32	15,081	\$13,561,981	517.4%
CY2001	43	46,696	\$24,897,444	40.7%	39	18,049	\$16,484,958	21.6%
CY2002	43	52,203	\$26,512,683	6.5%	43	19,582	\$22,826,746	38.5%
CY2003	51	58,122	\$29,444,972	11.1%	49	20,134	\$24,428,197	7.0%
CY2004	53	63,830	\$31,846,494	8.2%	51	21,146	\$28,025,083	14.7%
CY2005	53	69,239	\$42,196,206	32.5%	51	22,529	\$30,863,153	10.1%
CY2006	56	73,617	\$51,012,326	20.9%	52	24,678	\$40,594,978	31.5%
CY2007	55	76,065	\$54,304,968	6.5%	55	27,153	\$48,561,687	19.6%
CY2008	55	78,434	\$55,260,728	1.8%	54	28,327	\$54,205,394	11.6%
CY2009	54	73,430	\$50,916,897	-7.9%	52	27,592	\$52,126,882	-3.8%
CY2010	53	62,940	\$43,163,214	-15.2%	54	26,430	\$47,333,628	-9.2%
FY2011	50	74,681	\$51,408,122		50	24,039	\$46,091,539	
FY2012	49	76,739	\$51,918,033	1.0%	50	23,828	\$45,209,410	-1.9%
FY2013	48	76,098	\$54,794,058	5.5%	47	25,462	\$48,873,359	8.1%
FY2014	49	80,893	\$58,129,582	6.1%	48	26,972	\$49,608,573	1.5%
FY2015	52	80,933	\$61,740,114	6.2%	50	29,792	\$54,655,984	10.2%
FY2016	55	86,533	\$65,438,155	6.0%	50	31,345	\$53,822,486	-1.5%
FY2017	55	89,192	\$68,640,894	4.9%	53	32,590	\$58,037,619	7.8%
FY2018	59	91,475	\$70,485,289	2.7%	58	34,632	\$64,293,115	10.8%
FY2019	56	88,525	\$68,553,904	-2.7%	55	36,571	\$63,517,206	-1.2%
FY2020	54	82,787	\$65,429,441	-4.6%	53	32,854	\$63,847,766	0.5%
FY2021	53	91,280	\$74,952,422	14.6%	53	32,560	\$62,372,002	-2.3%
FY2022	49	91,236	\$78,104,949	4.2%	49	33,806	\$66,066,987	5.9%

Top 10 STOs by FY2022 Original Individual Donations



FY2022 Original Individual Donations and Scholarships

Table 3 (pg. 16) shows the number, amount and average⁶ of the FY2022 original individual donations received by STO. In addition, the number and amount of scholarships paid by STO as well as the average scholarships⁷ and number of schools receiving scholarships is included. This table also provides the number and amount of original individual future reserved scholarships reported by each STO.

- Arizona Christian School Tuition Organization, Inc. received the most original individual donations in both number and amount of 21,363 donations (23.4% of the total) for \$18,878,174 (24.2% of the total).
- Scholarships for Educational Excellence Foundation received the largest average original individual donation amount of \$1,428.
- Arizona Christian School Tuition Organization, Inc. paid the highest amount of original individual scholarships (\$17,347,039 or 26.3% of the total) and also awarded the largest number of scholarships (7,912 scholarships or 23.4% of the total).
- Montessori Charity Foundation awarded the largest average original individual scholarship of \$8,325.
- Institute for Better Education (IBE) awarded original individual scholarships to a total of 190 schools.
- Twelve STOs provided original individual scholarships to the required minimum of two private schools. Three STOs provided original individual scholarships to one private school.

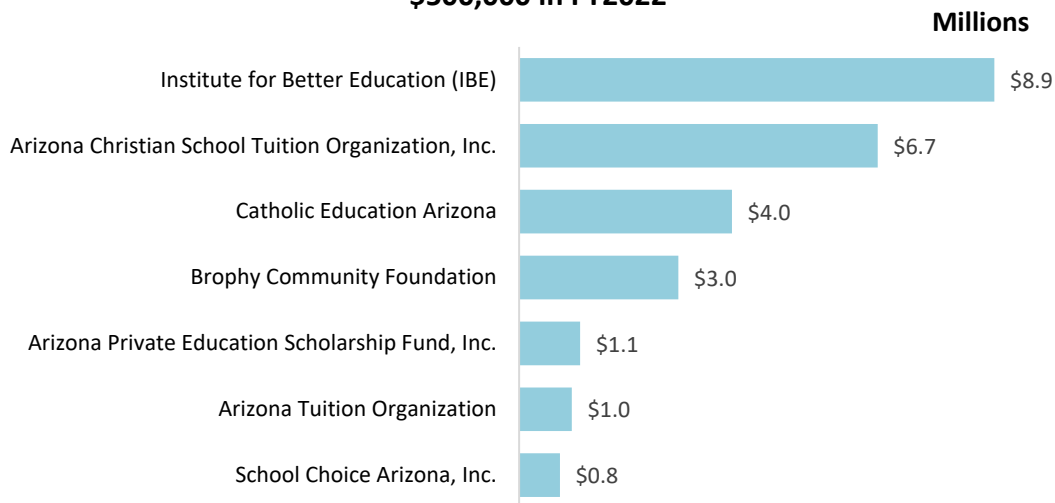
⁶ Because STOs will receive donations in a fiscal year that will include two tax years, the average donation amount may fall between the two tax year donation caps.

⁷ The STO average scholarship calculation will include double counting if a student attends two different private schools during the year and an STO awards the student scholarships to both schools.

Future Reserved Original Individual Scholarships

STOs also reserved scholarships for specific students for future years. Twenty-two STOs reserved an additional \$28,501,270 in the original individual donation program, which constituted 12,477 scholarships. Institute for Better Education reported reserving the largest amount of original individual donations for future year scholarships of \$8,882,752 for 2,578 students. Please note that a portion of the reserved future year awards reported by STOs may be for scholarships to be awarded in the upcoming academic year.

Future Reserved Original Individual Scholarships Greater than \$500,000 in FY2022



FY2022 Original Individual Scholarships by Income Level

STOs are required to report the percentage of scholarship dollars that go to families with income of 185% or less of poverty level and the percentage of scholarship dollars that go to families with income ranging from above 185% of poverty level to 342.25% of poverty level. For the 2021-2022 academic year, 342.25% of the federal poverty level for a household of four was \$90,926.

Overall Share of FY2022 Original Individual Scholarships by Family Income

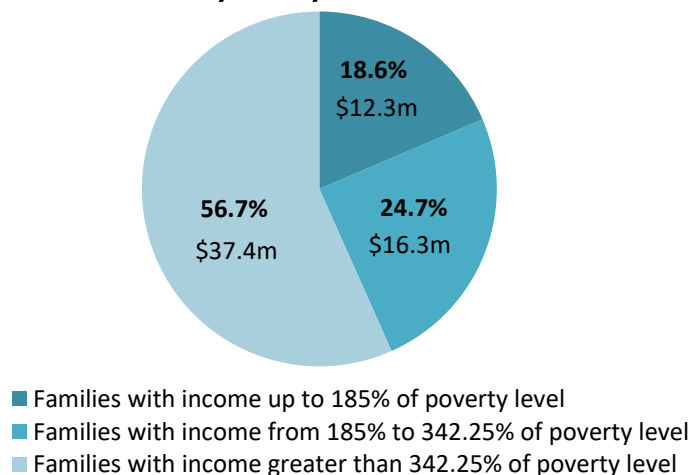


Table 4 (pg. 18) shows the income level percentages for each STO. None of the organizations gave 100% of their original individual scholarships to children in families with income of 185% or less of poverty level while one STOs gave 100% of their scholarships to children in families with income up to 342.25% of the poverty level. There were 22 STOs that gave more than 50% of their original individual scholarships to children of families with income greater than 342.25% of poverty level.

Original Individual Credit Program 90/10 Calculation

All STOs certified to collect original individual donations in FY2022 were evaluated as to their status in relation to the requirement that 90% of all revenue must be paid out in scholarships. From an administrative viewpoint, no STO is expected to pay out 90% of donations it receives in the current year for scholarships the same year. There will always be a lag between revenue received and revenue paid out and it does not mean that an STO with a percentage of less than 90% is in violation of the law. The 90% requirement is evaluated using two different methods: 1) a review of total donations and scholarships over the life of the STO and 2) calculating 90% of credit donations received in a particular fiscal year and tracking the amount to be awarded within the following two fiscal years. The following table shows the lifetime percentage calculated based on total donations and scholarships (method #1) for those STOs certified to receive original individual donations in FY2022.

Original Individual Credit Program Lifetime 90/10 Ratios

School Tuition Organization	Ratio	School Tuition Organization	Ratio
Brophy Community Foundation	102.0%	Truthful Beginnings	90.0%
Students First Foundation	99.8%	Arizona's Catholic Tuition Support Organization (CTSO)	89.8%
Arizona School Choice Trust	98.6%	Tuition Organization for Private Schools	89.7%
Best Student Fund	98.5%	Pappas Kids Schoolhouse Foundation	89.4%
Arizona Adventist Scholarships, Inc.	97.8%	Chabad Tuition Organization	89.2%
Cochise Christian School Tuition Organization	96.7%	Institute for Better Education (IBE)	88.9%
Jewish Tuition Organization	96.6%	Financial Assistance for Independent Schools	87.7%
Yuma's Education Scholarship Fund for Kids	96.4%	Community Tuition Grant Organization, Inc.	87.5%
Scholarships for Educational Excellence Foundation	96.4%	White Mountain Tuition Support Foundation	86.9%
Dynamite Montessori Foundation	96.2%	Christian Scholarship Fund of Arizona	86.7%
Center for Educational Scholarships	96.2%	Jewish Education Tax Credit Organization (JETCO)	86.2%
Arizona Education and Scholarship Opportunity Program	95.8%	Arizona Education Scholarship Foundation	85.5%
Montessori Scholarship Organization	95.7%	School Tuition Organization 4 Kidz	82.6%
Arizona International Academy Scholarship Fund	95.2%	School Choice Arizona, Inc.	82.2%
Catholic Education Arizona	95.1%	Arizona Tax Credit	80.6%
Lutheran Education Foundation	94.9%	America's Scholarship Konnection Inc	78.5%
Orme Primavera Schools Foundation	93.6%	Arizona Private School Tuition Organization	77.7%
Arizona Waldorf Scholarship Foundation	92.4%	Montessori Charity Foundation	75.8%
Christ Lutheran School Tuition Organization	92.1%	Arizona Tuition Connection	69.0%
Arizona Tuition Organization	92.1%	Private School Tuition Fund 123	65.3%
Arizona Independent Schools Scholarship Foundation	92.1%	Education Liberty Fund	61.3%
Northern Arizona Christian School Scholarship Fund	91.9%	Academic Opportunity of Arizona	59.7%
Arizona Christian School Tuition Organization, Inc.	91.1%	Valley Tuition Organization	56.8%
School Tuition Association of Yuma	90.8%	New Hope Scholarship Foundation	50.2%
Arizona Private Education Scholarship Fund, Inc.	90.3%	ISpecialNeedsScholarships.org	46.3%
Arizona Episcopal Schools Foundation	90.1%		

One STOs had a percentage greater than 100%. In most cases this occurs because the scholarships reported in their annual report were paid with revenue that was not tax credit donations or due to reserved scholarships for specific students in future years. One STO has lifetime ratios below 50.0 because they are a newer STO; their scholarships should increase significantly within the next year or two. These percentages are being monitored annually and if STOs with low percentages do not improve, ADOR will review that program to determine the reason. Based on the yearly 90% calculation (method #2), there were two STOs found in violation of the 90% requirement which corrected the issue within the statutorily allowed 90-day period.

Table 3
FY2022 Original Individual Donations and Scholarships by School Tuition Organization

School Tuition Organization	Donations			Scholarships				Future Reserved Scholarships	
	#	\$ Amount	Average	#	\$ Amount	Average	# of Schools	#	\$ Amount
ISpecialNeedsScholarships.org	203	\$181,652	\$895	3	\$23,600	\$7,867	2	7	\$109,052
Academic Opportunity of Arizona	51	\$45,183	\$886	11	\$3,596	\$327	2	0	\$0
America's Scholarship Konnection Inc	21	\$14,758	\$703	5	\$10,457	\$2,091	1	0	\$0
Arizona Adventist Scholarships, Inc.	343	\$272,161	\$793	251	\$292,260	\$1,164	12	13	\$7,283
Arizona Christian School Tuition Organization, Inc.	21,363	\$18,878,174	\$884	7,912	\$17,347,039	\$2,192	126	2,272	\$6,702,429
Arizona Education and Scholarship Opportunity Program	64	\$49,343	\$771	4	\$32,485	\$8,121	2	0	\$0
Arizona Education Scholarship Foundation	1,052	\$953,368	\$906	441	\$744,836	\$1,689	42	355	\$473,464
Arizona Episcopal Schools Foundation	892	\$715,377	\$802	162	\$644,316	\$3,977	5	5	\$21,427
Arizona Independent Schools Scholarship Foundation	740	\$723,927	\$978	187	\$555,049	\$2,968	3	0	\$0
Arizona International Academy Scholarship Fund	23	\$25,172	\$1,094	21	\$64,724	\$3,082	8	0	\$0
Arizona Private Education Scholarship Fund, Inc.	2,641	\$2,509,561	\$950	1,180	\$2,482,137	\$2,104	82	634	\$1,140,394
Arizona Private School Tuition Organization	554	\$492,697	\$889	162	\$325,846	\$2,011	24	0	\$0
Arizona School Choice Trust	430	\$306,594	\$713	160	\$461,207	\$2,883	28	110	\$330,000
Arizona Tax Credit	567	\$565,511	\$997	249	\$482,102	\$1,936	56	13	\$27,014
Arizona Tuition Connection	15,030	\$13,401,710	\$892	4,029	\$9,159,338	\$2,273	182	0	\$0
Arizona Tuition Organization	2,295	\$2,087,877	\$910	1,048	\$1,828,259	\$1,745	7	518	\$984,391
Arizona Waldorf Scholarship Foundation	25	\$32,425	\$1,297	136	\$260,688	\$1,917	8	0	\$0
Arizona's Catholic Tuition Support Organization (CTSO)	5,619	\$4,284,198	\$762	1,926	\$3,827,427	\$1,987	27	0	\$0
Best Student Fund	132	\$135,723	\$1,028	60	\$100,000	\$1,667	1	0	\$0
Brophy Community Foundation	1,158	\$1,011,422	\$873	203	\$1,109,144	\$5,464	2	200	\$2,976,070
Catholic Education Arizona	7,942	\$6,375,549	\$803	4,376	\$5,048,683	\$1,154	37	3,974	\$3,979,143
Chabad Tuition Organization	306	\$241,152	\$788	62	\$214,323	\$3,457	2	0	\$0
Christ Lutheran School Tuition Organization	153	\$140,327	\$917	54	\$109,333	\$2,025	3	0	\$0
Christian Scholarship Fund of Arizona	142	\$170,219	\$1,199	31	\$96,308	\$3,107	6	0	\$0
Cochise Christian School Tuition Organization	553	\$502,994	\$910	275	\$485,437	\$1,765	14	137	\$274,553
Community Tuition Grant Organization, Inc.	67	\$51,850	\$774	9	\$47,502	\$5,278	1	0	\$0
Dynamite Montessori Foundation	65	\$62,464	\$961	14	\$43,390	\$3,099	2	8	\$10,940
Education Liberty Fund	10	\$9,070	\$907	5	\$4,113	\$823	2	0	\$0
Financial Assistance for Independent Schools	343	\$316,912	\$924	91	\$298,832	\$3,284	2	0	\$0
Institute for Better Education (IBE)	15,855	\$14,808,205	\$934	6,087	\$12,447,484	\$2,045	190	2,578	\$8,882,752
Jewish Education Tax Credit Organization (JETCO)	551	\$458,310	\$832	28	\$181,856	\$6,495	2	0	\$0
Jewish Tuition Organization	1,962	\$1,695,011	\$864	753	\$1,254,877	\$1,667	6	35	\$270,633
Lutheran Education Foundation	96	\$72,736	\$758	26	\$56,279	\$2,165	7	0	\$0
Montessori Charity Foundation	33	\$39,524	\$1,198	5	\$41,625	\$8,325	2	0	\$0
Montessori Scholarship Organization	177	\$159,161	\$899	44	\$151,507	\$3,443	7	0	\$0
New Hope Scholarship Foundation	19	\$15,410	\$811	11	\$9,499	\$864	4	0	\$0
Northern Arizona Christian School Scholarship Fund	612	\$519,045	\$848	273	\$445,808	\$1,633	3	213	\$497,288
Orme Primavera Schools Foundation	293	\$240,740	\$822	41	\$251,688	\$6,139	2	0	\$0
Pappas Kids Schoolhouse Foundation	676	\$605,856	\$896	282	\$591,269	\$2,097	23	0	\$0
Private School Tuition Fund 123	44	\$44,146	\$1,003	7	\$15,151	\$2,164	4	5	\$9,953
Scholarships for Educational Excellence Foundation	76	\$108,559	\$1,428	54	\$80,422	\$1,489	3	12	\$11,419
School Choice Arizona, Inc.	4,748	\$1,695,625	\$357	1,191	\$1,680,866	\$1,411	140	788	\$762,458
School Tuition Association of Yuma	107	\$86,547	\$809	97	\$107,634	\$1,110	7	0	\$0
School Tuition Organization 4 Kidz	476	\$439,846	\$924	142	\$222,743	\$1,569	24	79	\$141,091
Students First Foundation	26	\$24,652	\$948	112	\$41,274	\$369	17	0	\$0
Tuition Organization for Private Schools	1,270	\$1,201,851	\$946	1,051	\$1,227,768	\$1,168	99	266	\$448,141
Valley Tuition Organization	48	\$47,664	\$993	6	\$21,992	\$3,665	3	0	\$0

Table 3
FY2022 Original Individual Donations and Scholarships by School Tuition Organization

School Tuition Organization	Donations			Scholarships				Future Reserved Scholarships	
	#	\$ Amount	Average	#	\$ Amount	Average	# of Schools	#	\$ Amount
White Mountain Tuition Support Foundation	315	\$279,911	\$889	65	\$248,819	\$3,828	2	0	\$0
Yuma's Education Scholarship Fund for Kids	1,068	\$1,004,782	\$941	464	\$885,997	\$1,909	8	255	\$441,377
TOTALS	91,236	\$78,104,949	\$856	33,806	\$66,066,987	\$1,954	359	12,477	\$28,501,270

Table 4
FY2022 Original Individual Scholarships by Income Level

School Tuition Organization	Original Individual Scholarships	% of Scholarships to Families with		
		Income up to 185% of Poverty Level	Income from 185% to 342.25% of Poverty Level	Remaining %
Arizona Independent Schools Scholarship Foundation	\$555,049	17.4%	31.4%	51.2%
Montessori Scholarship Organization	\$151,507	22.5%	77.5%	0.0%
Arizona Tuition Connection	\$9,159,338	4.9%	8.5%	86.6%
Arizona Education Scholarship Foundation	\$744,836	4.6%	20.3%	75.0%
Arizona Tuition Organization	\$1,828,259	14.1%	35.6%	50.3%
ISpecialNeedsScholarships.org	\$23,600	36.4%	63.6%	0.0%
Arizona Christian School Tuition Organization, Inc.	\$17,347,039	15.8%	27.7%	56.5%
Community Tuition Grant Organization, Inc.	\$47,502	48.0%	52.0%	0.0%
Institute for Better Education (IBE)	\$12,447,484	11.3%	16.9%	71.8%
Arizona Waldorf Scholarship Foundation	\$260,688	22.7%	45.9%	31.4%
Academic Opportunity of Arizona	\$3,596	36.3%	63.7%	0.0%
America's Scholarship Konnection Inc	\$10,457	0.0%	100.0%	0.0%
Arizona Adventist Scholarships, Inc.	\$292,260	39.5%	37.8%	22.6%
Arizona Episcopal Schools Foundation	\$644,316	48.2%	28.5%	23.4%
Arizona Private Education Scholarship Fund, Inc.	\$2,482,137	15.6%	25.0%	59.3%
Arizona Private School Tuition Organization	\$325,846	7.3%	13.9%	78.7%
Arizona School Choice Trust	\$461,207	60.1%	39.9%	0.0%
Arizona Tax Credit	\$482,102	11.1%	25.3%	63.6%
Arizona's Catholic Tuition Support Organization (CTSO)	\$3,827,427	23.0%	57.5%	19.4%
Brophy Community Foundation	\$1,109,144	66.9%	33.1%	0.0%
Catholic Education Arizona	\$5,048,683	36.5%	20.7%	42.8%
Chabad Tuition Organization	\$214,323	58.9%	8.7%	32.4%
Christ Lutheran School Tuition Organization	\$109,333	59.1%	19.9%	21.0%
Christian Scholarship Fund of Arizona	\$96,308	42.4%	57.6%	0.0%
Cochise Christian School Tuition Organization	\$485,437	23.9%	39.4%	36.7%
Dynamite Montessori Foundation	\$43,390	21.7%	12.5%	65.8%
Education Liberty Fund	\$4,113	58.7%	2.4%	38.8%
Financial Assistance for Independent Schools	\$298,832	14.2%	20.3%	65.6%
Jewish Education Tax Credit Organization (JETCO)	\$181,856	8.5%	10.3%	81.3%
Lutheran Education Foundation	\$56,279	56.0%	37.8%	6.2%
New Hope Scholarship Foundation	\$9,499	11.6%	88.4%	0.0%
Northern Arizona Christian School Scholarship Fund	\$445,808	24.2%	45.2%	30.6%
Orme Primavera Schools Foundation	\$251,688	25.3%	41.0%	33.8%
Pappas Kids Schoolhouse Foundation	\$591,269	82.5%	17.5%	0.0%
Private School Tuition Fund 123	\$15,151	7.0%	0.0%	93.0%
Scholarships for Educational Excellence Foundation	\$80,422	28.7%	26.5%	44.9%
School Choice Arizona, Inc.	\$1,680,866	35.2%	32.8%	32.0%
School Tuition Association of Yuma	\$107,634	7.4%	24.4%	68.2%
School Tuition Organization 4 Kidz	\$222,743	10.8%	12.2%	77.0%
Students First Foundation	\$41,274	1.2%	26.7%	72.1%

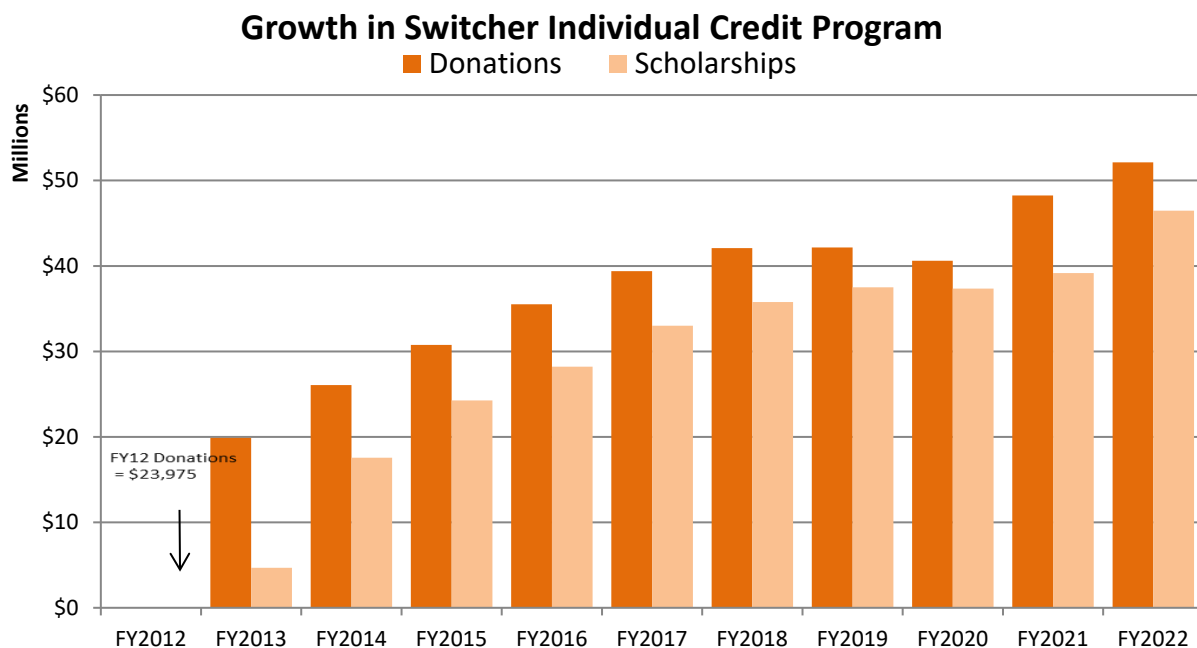
Table 4
FY2022 Original Individual Scholarships by Income Level

School Tuition Organization	Original Individual Scholarships	% of Scholarships to Families with		
		Income up to 185% of Poverty Level	Income from 185% to 342.25% of Poverty Level	Remaining %
Tuition Organization for Private Schools	\$1,227,768	21.6%	27.9%	50.6%
Valley Tuition Organization	\$21,992	21.0%	22.7%	56.3%
White Mountain Tuition Support Foundation	\$248,819	31.2%	17.9%	51.0%
Yuma's Education Scholarship Fund for Kids	\$885,997	9.0%	24.6%	66.4%
Arizona International Academy Scholarship Fund	\$64,724	10.4%	29.1%	60.5%
Best Student Fund	\$100,000	95.2%	4.8%	0.0%
Montessori Charity Foundation	\$41,625	0.0%	98.8%	1.2%
Arizona Education and Scholarship Opportunity Program	\$32,485	34.2%	0.3%	65.5%
Jewish Tuition Organization	\$1,254,877	19.8%	30.5%	49.8%
TOTALS	\$66,066,987	18.6%	24.7%	56.7%

SWITCHER INDIVIDUAL INCOME TAX CREDIT PROGRAM

Arizona allows a second individual income tax credit for individuals wanting to give more than the amount allowed for an individual income tax credit under the original individual income tax credit program. There were 60 STOs certified to receive individual donations in FY2022. The switcher individual income tax credit for contributions to school tuition organizations is governed by A.R.S. § 43-1089.03 and Chapter 16 in Title 43. The maximum credit amounts are adjusted each year for inflation. After donating \$623 or \$1,245 for the original individual income tax credit, individuals could donate up to an additional \$620 or \$1,238 (depending on filing status) in tax year 2022 and take this additional credit.

The switcher individual scholarship is available to K-12 students and preschool students with disabilities. Students receiving scholarships paid from the switcher individual donations must meet one of the following requirements: attended a public school as a full-time student for at least 90 days of the prior fiscal year and then transferred from a public school to a private school; OR is enrolling in a private school kindergarten; OR is enrolling in a private preschool program for students with disabilities; OR is a dependent of a member of the armed forces of the United States who is stationed in Arizona pursuant to military orders; OR was homeschooled before enrolling in private school; OR moved to this state from out of state before enrolling in a private school; OR participated in an Arizona Empowerment Scholarship Account (ESA) and did not renew the account or accept the ESA scholarship in order to accept a switcher scholarship; OR received for any prior year a scholarship under one of the above criteria OR from the low-income corporate donation program or the disabled/displaced corporate donation program if the child continued to attend a private school in subsequent years. The scholarship amount cannot exceed the cost of tuition for an academic year.



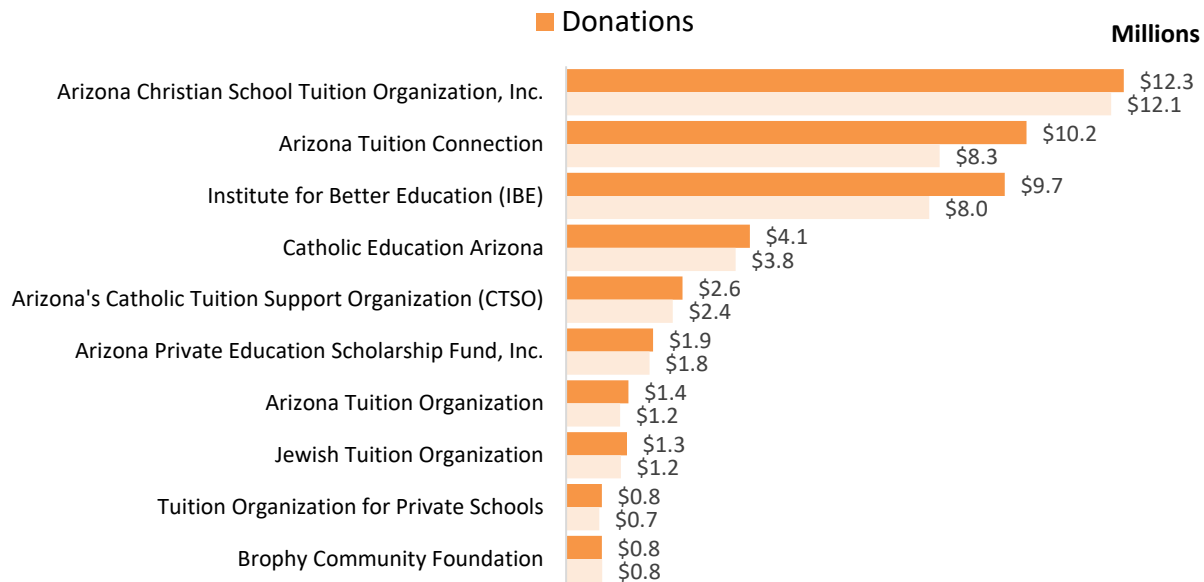
The following table shows the number of STOs collecting switcher individual donations in each period, the number of donations and the amount of tax credit donations. The percentage change is calculated for prior year amounts reported. The table also shows the number of STOs providing switcher individual scholarships in each period, the number of scholarships and the amount of scholarships paid. Please note that the number of scholarships paid does not equate to the number of students receiving scholarships. Many families seek scholarships from multiple STOs, resulting in one child being counted several times in the scholarship counts.

The totals below do not include donation transfers from one STO to another as a result of an STO closure. The donation amounts would have been initially recorded as donations received by the closing STO in the same fiscal year or possibly in a prior fiscal year. For FY2022, STOs received \$118,776 in Switcher donation transfers from closing STOs. The receiving STOs are required to award 90% of the transferred amount as scholarships to eligible students attending qualified schools.

SWITCHER INDIVIDUAL INCOME TAX CREDIT PROGRAM

Reporting Year	Switcher Individual Donations				Switcher Individual Scholarships			
	# of STOs	# donations	\$ Amount	% change	# of STOs	# scholarships	\$ Amount	% change
FY2012	7	34	\$23,975		0	0	\$0	
FY2013	48	25,713	\$19,891,765	N/A	36	4,473	\$4,681,192	
FY2014	49	32,460	\$26,060,133	31.0%	46	13,258	\$17,561,278	275.1%
FY2015	52	37,686	\$30,760,244	18.0%	52	16,284	\$24,261,494	38.2%
FY2016	55	42,345	\$35,523,266	15.5%	50	20,776	\$28,213,775	16.3%
FY2017	54	47,053	\$39,382,571	10.9%	51	22,349	\$33,012,847	17.0%
FY2018	59	50,117	\$42,087,496	6.9%	56	24,669	\$35,780,397	8.4%
FY2019	56	49,798	\$42,165,704	0.2%	55	26,860	\$37,508,815	4.8%
FY2020	54	46,588	\$40,608,940	-3.7%	51	25,383	\$37,359,042	-0.4%
FY2021	51	53,951	\$48,245,820	18.8%	50	27,096	\$39,172,863	4.9%
FY2022	49	56,003	\$52,129,496	8.0%	48	28,647	\$46,470,692	18.6%

Top 10 STOs by FY2022 Switcher Individual Donations



FY2022 Switcher Individual Donations and Scholarships

Table 5 (pg. 25) shows the number, amount and average⁸ of the FY2022 switcher individual donations received by STO. In addition, the number and amount of scholarships paid by STO as well as the average⁹

⁸ Because STOs will receive donations in a fiscal year that will include two tax years, the average donation amount may fall between the two tax year donation caps.

⁹ The STO average scholarship calculation will include double counting if a student attends two different private schools during the year and an STO awards the student scholarships to both schools.

scholarships and number of schools receiving scholarships is included. This table also provides the number and amount of switcher individual future reserved scholarships reported by each STO.

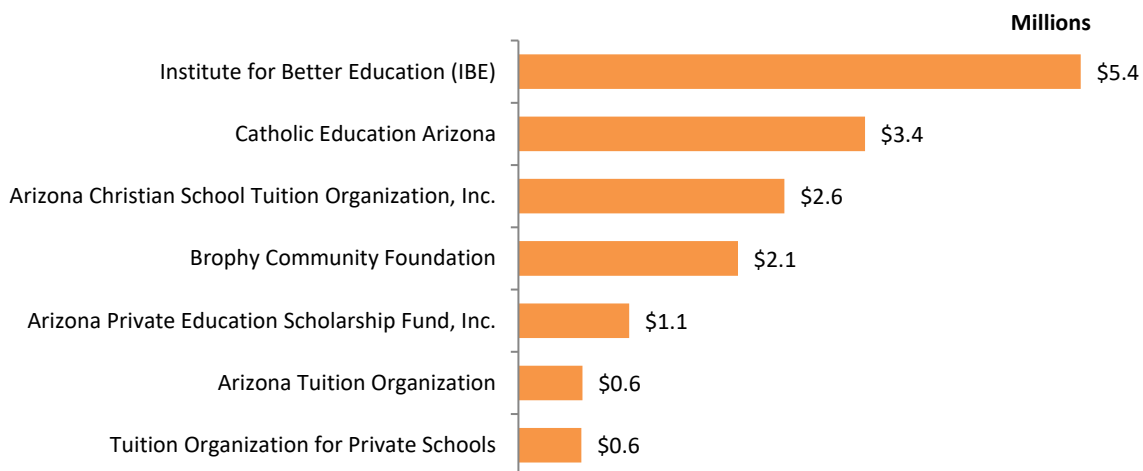
- Arizona Christian School Tuition Organization, Inc. received the most switcher individual donations in both number and amount of 13,089 donations (23.4% of the total) for \$12,336,514 (23.7% of the total).
- Montessori Charity Foundation received the largest average switcher individual donation amount of \$1,226.
- Arizona Christian School Tuition Organization, Inc. paid the highest amount of switcher individual scholarships (\$12,058,513 or 25.9% of the total) and also awarded the largest number of scholarships (7,247 scholarships or 25.3% of total).
- Chabad Tuition Organization awarded the largest average switcher individual scholarship of \$8,793.
- Institute for Better Education (IBE) awarded switcher individual scholarships to a total of 197 schools.
- Eight STOs provided switcher individual scholarships to the required minimum of two private schools. Four STOs provided switcher individual scholarships to one private school.

There was one STO that received donations but did not pay scholarships in FY2022. STOs must allocate 90% of the tax credit donations to scholarships within two fiscal years after receipt of the donations.

Future Reserved Switcher Individual Scholarships

STOs also reserved scholarships for specific students for future years. Twenty STOs reserved an additional \$17,662,403 in the switcher individual donation program, which constituted 10,554 scholarships. Institute for Better Education (IBE) reported in FY2022 reserving the largest amount of switcher individual donations for future year scholarships of \$5,437,644 for 2,221 students. It should be noted that a portion of the reserved future year awards reported by STOs may be for scholarships to be awarded in the upcoming academic year.

STOs Reporting Reserved Switcher Individual Scholarships Greater than \$500,000 in FY2022



FY2022 Switcher Individual Scholarships by Income Level

STOs are required to report the percentage of scholarship dollars that go to families with income of 185% or less of poverty level and the percentage of scholarship dollars that go to families with income ranging from

above 185% of poverty level to 342.25% of poverty level. For the 2021-2022 academic year, 342.25% of the federal poverty level for a household of four was \$90,696.

Overall Share of FY2022 Switcher Individual Scholarships by Family Income

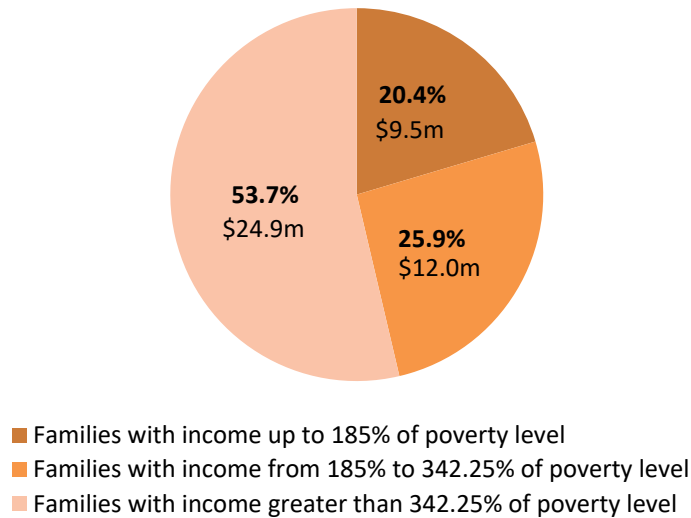


Table 6 (pg. 27) shows the income level percentages for each STO. One organization gave 100% of their switcher individual scholarships to children in families with income of 185% or less of poverty level while three STOs gave 100% of their scholarships to children in families with income up to 342.25% of the poverty level. There were 17 STOs that gave more than 50% of their switcher individual scholarships to children of families with income greater than 342.25% of poverty level.

Switcher Individual Credit Program 90/10 Calculation

All STOs certified to collect switcher individual donations in FY2022 were evaluated as to their status in relation to the requirement that 90% of all revenue must be paid out in scholarships. From an administrative viewpoint, no STO is expected to pay out 90% of donations it receives in the current year for scholarships the same year. There will always be a lag between revenue received and revenue paid out and it does not mean that an STO with a percentage of less than 90% is in violation of the law. The 90% requirement is evaluated using two different methods: 1) a review of total donations and scholarships over the life of the STO and 2) calculating 90% of credit donations received in a particular fiscal year and tracking the amount to be awarded within the following two fiscal years. The following table shows the lifetime percentage calculated based on total donations and scholarships (method #1) for those STOs certified to receive switcher individual donations in FY2022.

Switcher Individual Credit Program Lifetime 90/10 Ratios

School Tuition Organization	Ratio	School Tuition Organization	Ratio
Center for Educational Scholarships	109.3%	Institute for Better Education (IBE)	84.3%
Brophy Community Foundation	108.3%	Arizona Episcopal Schools Foundation	83.2%
Arizona International Academy Scholarship Fund	99.9%	Financial Assistance for Independent Schools	82.6%
Lutheran Education Foundation	99.1%	Jewish Education Tax Credit Organization (JETCO)	82.3%
Chabad Tuition Organization	95.1%	Arizona School Choice Trust	81.8%
Cochise Christian School Tuition Organization	93.6%	Arizona's Catholic Tuition Support Organization (CTSO)	81.8%
Orme Primavera Schools Foundation	93.1%	Jewish Tuition Organization	81.8%
Best Student Fund	91.5%	Scholarships for Educational Excellence Foundation	81.2%
Montessori Scholarship Organization	90.9%	Christ Lutheran School Tuition Organization	80.7%
Northern Arizona Christian School Scholarship Fund	90.6%	Arizona Tax Credit	78.3%
Arizona Private Education Scholarship Fund, Inc.	90.4%	Community Tuition Grant Organization, Inc.	77.5%
Pappas Kids Schoolhouse Foundation	90.3%	Arizona Private School Tuition Organization	77.2%
Dynamite Montessori Foundation	90.2%	School Choice Arizona, Inc.	77.1%
Arizona Tuition Organization	90.1%	White Mountain Tuition Support Foundation	74.4%
Arizona Waldorf Scholarship Foundation	90.0%	Arizona Tuition Connection	72.6%
Truthful Beginnings	90.0%	America's Scholarship Konnection Inc	71.1%
Arizona Independent Schools Scholarship Foundation	88.5%	Arizona Education Scholarship Foundation	69.6%
Catholic Education Arizona	88.5%	Arizona Education and Scholarship Opportunity Program	66.0%
School Tuition Association of Yuma	88.1%	Academic Opportunity of Arizona	63.8%
Yuma's Education Scholarship Fund for Kids	87.9%	Private School Tuition Fund 123	62.1%
Arizona Adventist Scholarships, Inc.	87.8%	Education Liberty Fund	61.4%
Arizona Christian School Tuition Organization, Inc.	86.1%	Montessori Charity Foundation	57.7%
Students First Foundation	85.0%	Valley Tuition Organization	56.7%
Christian Scholarship Fund of Arizona	84.6%	New Hope Scholarship Foundation	45.5%
School Tuition Organization 4 Kidz	84.4%	!SpecialNeedsScholarships.org	40.3%
Tuition Organization for Private Schools	84.4%		

Two STOs had a percentage greater than 100%. In most cases this occurs because scholarships reported in their annual report were paid with revenue that was not tax credit donations or due to reserved scholarships for specific students in future years. Two STOs have a lifetime ratio below 50.0 because they recently began receiving contributions for the program; their scholarships should increase significantly within the next year or two. These percentages are being monitored annually and if STOs with low percentages do not improve, ADOR will review that program to determine the reason. Based on the yearly 90% calculation (method #2), there were two STOs found in violation of the 90% requirement. One corrected the issue and the other is still within the statutorily allowed 90-day period.

Table 5
FY2022 Switcher Individual Donations and Scholarships by School Tuition Organization

School Tuition Organization	Donations			Scholarships				Future Reserved Scholarships	
	#	\$ Amount	Average	#	\$ Amount	Average	# of Schools	#	\$ Amount
ISpecialNeedsScholarships.org	120	\$116,225	\$969	7	\$46,818	\$6,688	4	2	\$16,620
Academic Opportunity of Arizona	27	\$24,910	\$923	0	\$0			0	\$0
America's Scholarship Konnection Inc	15	\$11,562	\$771	1	\$2,268	\$2,268	1	0	\$0
Arizona Adventist Scholarships, Inc.	143	\$113,216	\$792	82	\$107,745	\$1,314	11	4	\$3,729
Arizona Christian School Tuition Organization, Inc.	13,089	\$12,336,514	\$943	7,247	\$12,058,513	\$1,664	124	1,711	\$2,571,335
Arizona Education and Scholarship Opportunity Program	34	\$29,796	\$876	9	\$16,124	\$1,792	1	0	\$0
Arizona Education Scholarship Foundation	729	\$667,095	\$915	337	\$429,994	\$1,276	38	273	\$468,017
Arizona Episcopal Schools Foundation	495	\$454,237	\$918	147	\$509,209	\$3,464	5	0	\$0
Arizona Independent Schools Scholarship Foundation	580	\$589,047	\$1,016	170	\$456,428	\$2,685	3	0	\$0
Arizona International Academy Scholarship Fund	15	\$13,429	\$895	4	\$10,035	\$2,509	2	0	\$0
Arizona Private Education Scholarship Fund, Inc.	1,992	\$1,923,174	\$965	1,036	\$1,847,159	\$1,783	83	609	\$1,071,680
Arizona Private School Tuition Organization	335	\$310,750	\$928	130	\$227,448	\$1,750	19	0	\$0
Arizona School Choice Trust	210	\$182,872	\$871	67	\$183,736	\$2,742	22	65	\$195,000
Arizona Tax Credit	379	\$379,757	\$1,002	230	\$309,067	\$1,344	45	13	\$19,150
Arizona Tuition Connection	10,719	\$10,186,415	\$950	3,521	\$8,264,569	\$2,347	176	0	\$0
Arizona Tuition Organization	1,430	\$1,378,588	\$964	832	\$1,193,969	\$1,435	7	448	\$619,451
Arizona Waldorf Scholarship Foundation	13	\$11,538	\$888	124	\$156,807	\$1,265	8	0	\$0
Arizona's Catholic Tuition Support Organization (CTSO)	2,988	\$2,574,032	\$861	2,001	\$2,358,099	\$1,178	27	123	\$215,611
Best Student Fund	95	\$99,885	\$1,051	40	\$80,000	\$2,000	1	0	\$0
Brophy Community Foundation	808	\$790,607	\$978	135	\$799,965	\$5,926	2	162	\$2,122,892
Catholic Education Arizona	4,579	\$4,064,452	\$888	3,899	\$3,750,759	\$962	37	3,929	\$3,350,853
Chabad Tuition Organization	201	\$176,949	\$880	18	\$158,275	\$8,793	2	0	\$0
Christ Lutheran School Tuition Organization	106	\$105,855	\$999	39	\$99,540	\$2,552	3	0	\$0
Christian Scholarship Fund of Arizona	27	\$14,020	\$519	16	\$36,859	\$2,304	4	0	\$0
Cochise Christian School Tuition Organization	293	\$268,764	\$917	211	\$232,482	\$1,102	10	102	\$165,920
Community Tuition Grant Organization, Inc.	34	\$26,579	\$782	8	\$15,218	\$1,902	2	0	\$0
Dynamite Montessori Foundation	44	\$45,780	\$1,040	10	\$21,275	\$2,128	2	5	\$7,865
Education Liberty Fund	6	\$7,118	\$1,186	4	\$3,634	\$909	2	0	\$0
Financial Assistance for Independent Schools	221	\$207,347	\$938	33	\$172,623	\$5,231	2	0	\$0
Institute for Better Education (IBE)	10,265	\$9,704,427	\$945	5,133	\$8,034,483	\$1,565	197	2,221	\$5,437,644
Jewish Education Tax Credit Organization (JETCO)	363	\$342,975	\$945	43	\$268,967	\$6,255	3	0	\$0
Jewish Tuition Organization	1,368	\$1,345,952	\$984	642	\$1,211,356	\$1,887	6	0	\$0
Lutheran Education Foundation	50	\$44,011	\$880	15	\$31,966	\$2,131	5	0	\$0
Montessori Charity Foundation	12	\$14,715	\$1,226	4	\$13,075	\$3,269	1	0	\$0
Montessori Scholarship Organization	125	\$120,268	\$962	69	\$251,197	\$3,641	8	0	\$0
New Hope Scholarship Foundation	12	\$9,427	\$786	6	\$4,293	\$715	4	0	\$0
Northern Arizona Christian School Scholarship Fund	312	\$267,831	\$858	268	\$226,419	\$845	3	155	\$231,956
Orme Primavera Schools Foundation	157	\$146,053	\$930	26	\$157,911	\$6,074	2	0	\$0
Pappas Kids Schoolhouse Foundation	447	\$422,316	\$945	141	\$396,334	\$2,811	6	0	\$0
Private School Tuition Fund 123	30	\$30,904	\$1,030	6	\$13,674	\$2,279	3	0	\$0
Scholarships for Educational Excellence Foundation	47	\$45,457	\$967	27	\$52,939	\$1,961	3	6	\$6,208
School Choice Arizona, Inc.	655	\$453,932	\$693	377	\$460,457	\$1,221	89	191	\$144,710
School Tuition Association of Yuma	63	\$52,854	\$839	33	\$66,253	\$2,008	7	0	\$0
School Tuition Organization 4 Kidz	289	\$281,029	\$972	143	\$151,417	\$1,059	23	73	\$95,668
Students First Foundation	13	\$14,564	\$1,120	42	\$23,500	\$560	8	0	\$0
Tuition Organization for Private Schools	818	\$792,887	\$969	855	\$733,526	\$858	80	268	\$609,059
Valley Tuition Organization	30	\$30,351	\$1,012	5	\$19,529	\$3,906	4	0	\$0

Table 5

FY2022 Switcher Individual Donations and Scholarships by School Tuition Organization

School Tuition Organization	Donations			Scholarships				Future Reserved Scholarships	
	#	\$ Amount	Average	#	\$ Amount	Average	# of Schools	#	\$ Amount
White Mountain Tuition Support Foundation	163	\$151,945	\$932	47	\$175,321	\$3,730	3	0	\$0
Yuma's Education Scholarship Fund for Kids	1,057	\$747,085	\$707	407	\$629,454	\$1,547	8	194	\$309,036
TOTALS	56,003	\$52,129,496	\$931	28,647	\$46,470,692	\$1,622	353	10,554	\$17,662,403

Table 6
FY2022 Switcher Individual Scholarships by Income Level

School Tuition Organization	Switcher Individual Scholarships	% of Scholarships to Families with		
		Income up to 185% of Poverty Level	Income from 185% to 342.25% of Poverty Level	Remaining %
ISpecialNeedsScholarships.org	\$46,818	0.0%	100.0%	0.0%
America's Scholarship Konnection Inc	\$2,268	0.0%	100.0%	0.0%
Arizona Adventist Scholarships, Inc.	\$107,745	30.9%	51.0%	18.1%
Arizona Christian School Tuition Organization, Inc.	\$12,058,513	18.9%	28.6%	52.5%
Arizona Education and Scholarship Opportunity Program	\$16,124	14.0%	86.0%	0.0%
Arizona Education Scholarship Foundation	\$429,994	6.1%	14.5%	79.4%
Arizona Episcopal Schools Foundation	\$509,209	49.2%	27.7%	23.1%
Arizona Independent Schools Scholarship Foundation	\$456,428	19.2%	30.6%	50.2%
Arizona International Academy Scholarship Fund	\$10,035	0.0%	80.1%	19.9%
Arizona Private Education Scholarship Fund, Inc.	\$1,847,159	16.8%	20.8%	62.4%
Arizona Private School Tuition Organization	\$227,448	3.4%	19.7%	76.9%
Arizona School Choice Trust	\$183,736	48.5%	51.5%	0.0%
Arizona Tax Credit	\$309,067	8.8%	21.6%	69.7%
Arizona Tuition Connection	\$8,264,569	6.7%	13.2%	80.0%
Arizona Tuition Organization	\$1,193,969	14.3%	38.0%	47.7%
Arizona Waldorf Scholarship Foundation	\$156,807	23.9%	41.3%	34.7%
Arizona's Catholic Tuition Support Organization (CTSO)	\$2,358,099	31.5%	44.2%	24.3%
Best Student Fund	\$80,000	100.0%	0.0%	0.0%
Brophy Community Foundation	\$799,965	77.4%	22.6%	0.0%
Catholic Education Arizona	\$3,750,759	42.7%	33.0%	24.3%
Chabad Tuition Organization	\$158,275	31.0%	19.4%	49.6%
Christ Lutheran School Tuition Organization	\$99,540	39.2%	27.3%	33.5%
Christian Scholarship Fund of Arizona	\$36,859	0.0%	100.0%	0.0%
Cochise Christian School Tuition Organization	\$232,482	29.3%	39.9%	30.8%
Community Tuition Grant Organization, Inc.	\$15,218	31.6%	68.4%	0.0%
Dynamite Montessori Foundation	\$21,275	16.9%	10.0%	73.1%
Education Liberty Fund	\$3,634	49.5%	50.5%	0.0%
Financial Assistance for Independent Schools	\$172,623	3.6%	34.4%	62.0%
Institute for Better Education (IBE)	\$8,034,483	11.4%	18.8%	69.8%
Jewish Education Tax Credit Organization (JETCO)	\$268,967	31.9%	21.7%	46.4%
Jewish Tuition Organization	\$1,211,356	27.9%	46.6%	25.6%
Lutheran Education Foundation	\$31,966	15.6%	84.4%	0.0%
Montessori Charity Foundation	\$13,075	0.0%	0.0%	100.0%
Montessori Scholarship Organization	\$251,197	32.9%	67.1%	0.0%
New Hope Scholarship Foundation	\$4,293	25.5%	74.5%	0.0%
Northern Arizona Christian School Scholarship Fund	\$226,419	20.6%	46.1%	33.3%
Orme Primavera Schools Foundation	\$157,911	32.6%	53.5%	13.9%
Pappas Kids Schoolhouse Foundation	\$396,334	99.6%	0.4%	0.0%
Private School Tuition Fund 123	\$13,674	7.3%	0.0%	92.7%
Scholarships for Educational Excellence Foundation	\$52,939	39.4%	35.3%	25.4%

Table 6
FY2022 Switcher Individual Scholarships by Income Level

School Tuition Organization	Switcher Individual Scholarships	% of Scholarships to Families with		
		Income up to 185% of Poverty Level	Income from 185% to 342.25% of Poverty Level	Remaining %
School Choice Arizona, Inc.	\$460,457	34.6%	29.4%	36.0%
School Tuition Association of Yuma	\$66,253	0.1%	17.5%	82.5%
School Tuition Organization 4 Kidz	\$151,417	9.3%	11.4%	79.2%
Students First Foundation	\$23,500	0.0%	40.4%	59.6%
Tuition Organization for Private Schools	\$733,526	20.6%	30.4%	49.1%
Valley Tuition Organization	\$19,529	18.4%	0.0%	81.6%
White Mountain Tuition Support Foundation	\$175,321	37.2%	20.8%	42.0%
Yuma's Education Scholarship Fund for Kids	\$629,454	8.1%	37.1%	54.8%
TOTALS	\$46,470,692	20.4%	25.9%	53.7%

LOW-INCOME CORPORATE INCOME TAX OR INSURANCE PREMIUM TAX CREDIT PROGRAM

The low-income corporate income tax credit and insurance premium tax credit (low-income corporate) for contributions to school tuition organizations are governed by A.R.S. §§ 20-224.06, 43-1089.04, 43-1183, and Chapter 15 in Title 43. Fifty-nine STOs were certified to receive corporate donations in FY2022. Statute limits the total amount of low-income corporate tax credit donations that may be made to STOs in a fiscal year, but there is no cap on the tax credit donation amount that can be made by a single corporation. S-corporations may make a donation to claim a tax credit on their corporate income taxes or the S-corporation may pass the credit through to its individual shareholders. In order for the S-corporation to pass the tax credit through to its individual shareholders, the sum of their corporate tax credit donations must be at least \$5,000.

The low-income corporate scholarship is available to K-12 students and preschool students with disabilities. To qualify for a low-income corporate scholarship the family income cannot exceed 342.25% of the poverty level AND one of the following requirements must be met: attended a public school as a full-time student for at least 90 days of the prior fiscal year or one full semester of the current or prior academic year and then transferred from the public school to a private school; OR is enrolling in a private school kindergarten; OR is enrolling in a private preschool program for students with disabilities; OR is a dependent of a member of the armed forces of the United States who is stationed in Arizona pursuant to military orders; OR was homeschooled before enrolling in private school; OR moved to this state from out of state before enrolling in a private school; OR participated in an Arizona Empowerment Scholarship Account (ESA) and did not renew the account or accept the ESA scholarship in order to accept a switcher scholarship; OR received for any prior year a scholarship under one of the above criteria OR from the original individual donation program or the switcher individual donation program if the child continued to attend a private school in subsequent years. Additionally, the amount of a scholarship that can be awarded by an STO to a student is limited. For the 2021-2022 academic year no more than \$5,700 could be awarded by an STO to a student in kindergarten through grade 8 and preschool students with disabilities and no more than \$7,500 could be awarded to a student in grades 9 through 12.

Low-Income Corporate Donation Approval

Donations to STOs for the purpose of receiving the low-income student corporate income tax credit or insurance premium tax credit are limited by statute for each fiscal year and the donations for the tax credit must be preapproved. The donation limitation is increased each year by a percentage set in statute. For FY2022 the donation limitation increased by 10% to \$135,346,407. The following table shows the statutory limitation compared to the donations approved and donations received by the STOs. The donations made by type of taxpayer are also included.

Low-Income Corporate Donations

Fiscal Year	Statutory Limitation	\$ Approved	\$ Received	# non-insurance corporations	# insurance companies	# of S corporations
2007	\$10,000,000	\$9,740,800	\$9,535,800	108		
2008	\$12,000,000	\$12,116,000	\$11,996,000	73		
2009	\$14,400,000	\$10,816,006	\$10,495,506	98		
2010	\$17,280,000	\$8,121,508	\$8,100,008	56	4	
2011	\$20,736,000	\$11,376,351	\$11,324,351	60	8	
2012	\$24,883,200	\$19,587,037	\$19,035,987	72	11	
2013	\$29,859,840	\$30,041,114	\$29,858,865	87	27	
2014	\$35,831,808	\$36,571,808	\$35,831,808	65	34	
2015	\$42,998,170	\$43,983,170	\$42,998,170	59	36	
2016	\$51,597,804	\$51,847,804	\$51,597,804	55	49	99
2017	\$61,917,365	\$63,925,164	\$61,907,365	79	44	248
2018	\$74,300,838	\$74,300,838	\$74,300,838	116	85	461
2019	\$89,161,006	\$89,161,006	\$89,161,006	79	58	567

Fiscal Year	Statutory Limitation	\$ Approved	\$ Received	# non-insurance corporations	# insurance companies	# of S corporations
2020	\$106,993,207	\$124,188,122	\$106,983,528	139	81	660
2021	\$123,042,188	\$140,432,619	\$122,717,188	145	89	743
2022	\$135,346,407	\$152,123,601	\$135,346,407	129	79	768

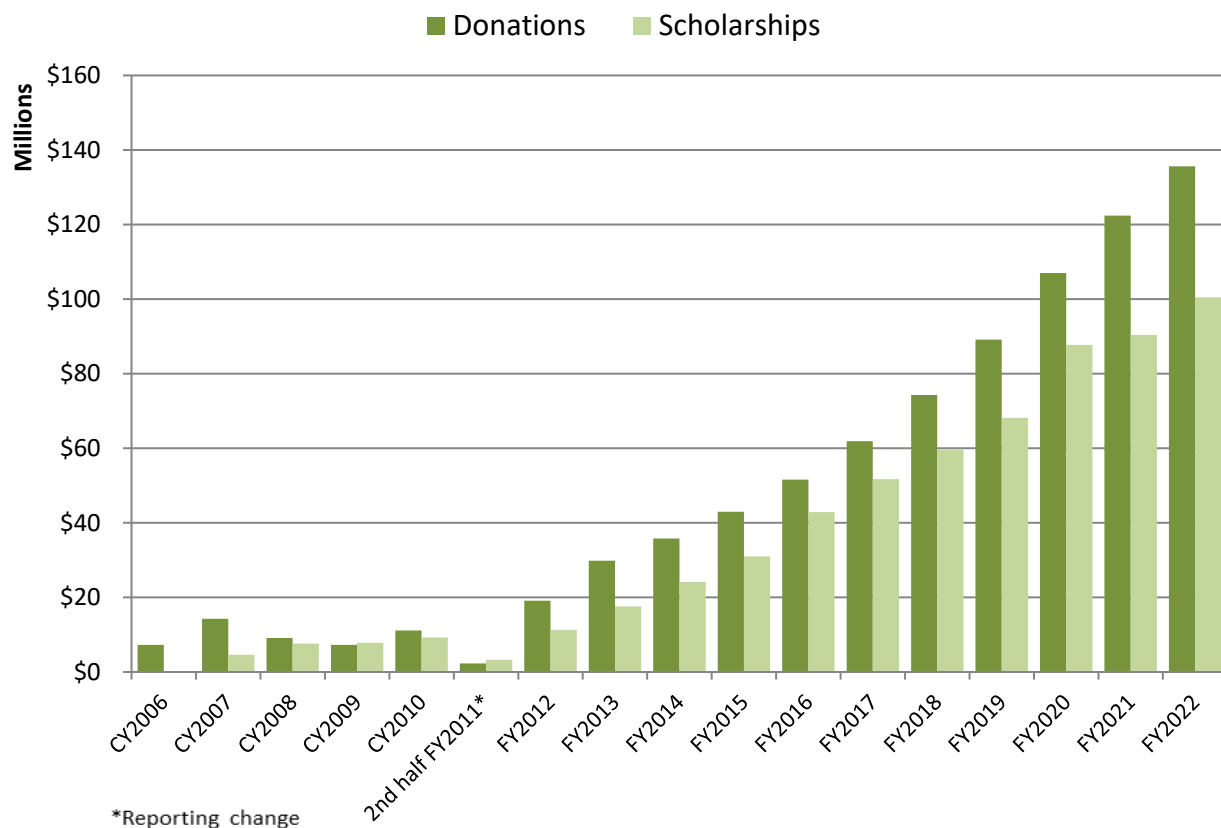
There were 1,328 donations approved and 1,182 donations received by STOs in FY2022 for the low-income corporate tax credit. The 1,182 donations received came from 976 corporations. Seventy-nine of the 976 corporations were insurance companies donating \$43,261,772 and 129 were S-corporations donating \$49,772,489. For FY2022, the average low-income corporate donation was \$114,506.

The size of the 1,182 donations made to the STOs is shown in the following table. Note that there are companies that make donations to multiple STOs and this data summarizes the donations made and are not aggregated by corporation.

Low-Income Corporate Donations by Size

Donation Size	# of donations	Donation Size	# of donations
\$5,000 or less	187	\$50,001 to \$100,000	139
\$5,001 to \$10,000	220	\$100,001 to \$250,000	77
\$10,001 to \$20,000	188	\$250,001 to \$500,000	55
\$20,001 to \$25,000	77	\$500,001 to \$1,000,000	30
\$25,001 to \$50,000	189	\$1,000,001 and over	20

Growth in Low Income Corporate Credit Program



The following table shows the number of STOs collecting low-income corporate donations in each reporting period, the number of donations and the amount of tax credit donations. The percentage change is calculated for prior year amounts reported. No percentage change is calculated for FY2011 as this is the first fiscal year reporting period. The table also shows the number of STOs providing low-income corporate scholarships in each period, the number of scholarships and the amount of scholarships paid. As with the donations data, no percentage change is calculated for FY2011 as this was the first fiscal year reporting period. Please note that the number of scholarships paid does not equate to the number of students receiving scholarships. Many families seek scholarships from multiple STOs, resulting in one child being counted several times in the scholarship counts.

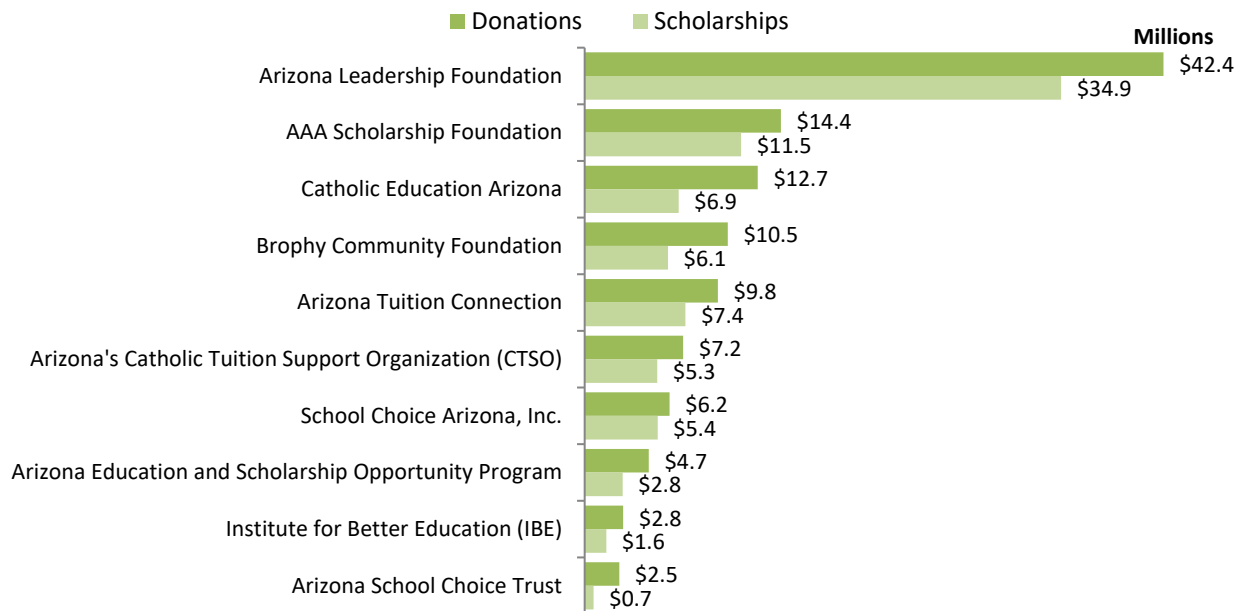
The totals below do not include donation transfers from one STO to another as a result of an STO closure. The donation amounts would have been initially recorded as donations received by the closing STO in the same fiscal year or possibly in a prior fiscal year. The receiving STOs are required to award 90% of the transferred amount as scholarships to eligible students attending qualified schools. There were no Low-Income donation transfers from closing STOs in FY2022.

LOW-INCOME CORPORATE INCOME TAX CREDIT PROGRAM

Reporting Year	Low-Income Corporate Donations				Low-Income Corporate Scholarships			
	# of STOs	# donations	\$ Amount ¹⁰	% change	# of STOs	# scholarships	\$ Amount	% change
CY2006	16	86	\$7,260,800		3	35	\$49,380	
CY2007	17	84	\$14,258,000	96.4%	18	1,940	\$4,597,823	na
CY2008	15	96	\$9,122,121	-36.0%	19	2,979	\$7,615,639	65.6%
CY2009	17	93	\$7,285,284	-20.1%	19	3,640	\$7,849,824	3.1%
CY2010	11	90	\$11,123,657	52.7%	18	4,226	\$9,259,078	18.0%
FY2011	14	105	\$11,227,351		20	4,569	\$9,111,210	
FY2012	23	133	\$19,135,987	70.4%	21	5,828	\$11,294,842	24.0%
FY2013	25	179	\$29,858,865	56.0%	26	11,096	\$17,556,127	55.4%
FY2014	23	156	\$35,831,808	20.0%	25	12,968	\$24,148,068	37.5%
FY2015	27	154	\$42,998,170	20.0%	27	16,485	\$31,006,331	28.4%
FY2016	32	276	\$51,597,804	20.0%	32	19,940	\$42,884,049	38.3%
FY2017	36	445	\$61,907,365	20.0%	36	20,951	\$51,751,384	20.7%
FY2018	44	808	\$74,300,838	20.0%	43	24,712	\$59,690,982	15.3%
FY2019	49	827	\$89,161,006	20.0%	47	28,972	\$68,189,122	14.2%
FY2020	45	1,039	\$106,983,528	20.0%	46	30,095	\$87,735,838	28.7%
FY2021	45	1,171	\$122,419,846	14.4%	45	30,425	\$90,376,211	3.0%
FY2022	46	1,140	\$135,618,749	10.8%	47	34,337	\$100,489,279	11.2%

¹⁰ Total donations reported by STOs for a fiscal year may not match the total amount of approved donations for that fiscal year due to approved monies received by an STO at the end of a fiscal year deposited in the following fiscal year.

Top 10 STOs by FY2022 Low-Income Corporate Donations



FY2022 Low-Income Corporate Donations and Scholarships

Table 7 (pg. 36) shows the number, amount and average of the FY2022 low-income corporate donations received by STO. In addition, the number and amount of scholarships paid by STO as well as the average scholarships¹¹ and number of schools receiving scholarships is included. This table also provides the number and amount of low-income corporate future reserved scholarships reported by each STO.

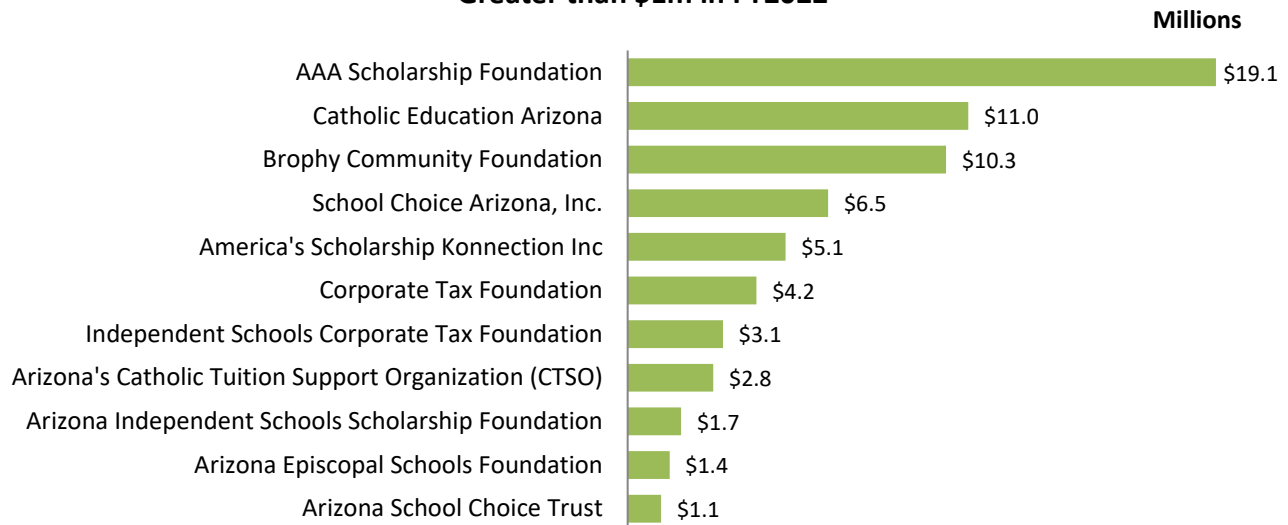
- Arizona Leadership Foundation received the most low-income corporate donations totaling \$42,432,000 or 31.3% of total donations. Arizona Tuition Connection received the largest number of donations at 202 or 17.7% of the total.
- Arizona Leadership Foundation received the largest average low-income corporate donation amount of \$523,852.
- Arizona Leadership Foundation paid the highest amount of low-income corporate scholarships (\$34,922,052 or 34.8% of the total) and awarded the largest number of scholarships (7,628 scholarships or 22.2% of the total).
- Arizona Independent Schools Scholarship Foundation awarded the largest average low-income corporate scholarship of \$6,442.
- Arizona Tuition Connection awarded low-income corporate scholarships to a total of 173 schools.
- Three STOs provided low-income corporate scholarships to the required minimum of two private schools. Eight STOs provided low-income corporate scholarships to one private school.

¹¹ The STO average scholarship calculation will include double counting if a student attends two different private schools during the year and an STO awards the student scholarships to both schools.

Future Reserved Low-Income Corporate Scholarships

STOs also reserved scholarships for specific students for future years. Fifteen STOs reserved an additional \$67,703,482 in the low-income corporate donation program, which constituted 10,469 scholarships. AAA Scholarship Foundation reported in FY2022 reserving the largest amount of low-income corporate donations for future year scholarships of \$19,075,750 for 1,617 students. It should be noted that a portion of the reserved future year awards reported by STOs are for scholarships to be awarded in the upcoming academic year.

STOs Reporting Future Reserved Low-Income Corporate Scholarships Greater than \$1m in FY2022



FY2022 Low-Income Corporate Scholarships by Income Level

Low-income corporate scholarships are to be awarded to families with income less than 342.25% of poverty level. For the 2021-2022 academic year, 342.25% of the federal poverty level for a household of four was \$90,696. STOs are required to report the percentage of scholarship dollars that go to families with income of 185% or less of poverty level and the percentage of scholarship dollars that go to families with income ranging from above 185% of poverty level to 342.25% of poverty level.

Overall Share of FY2022 Low-Income Corporate Scholarships by Family Income

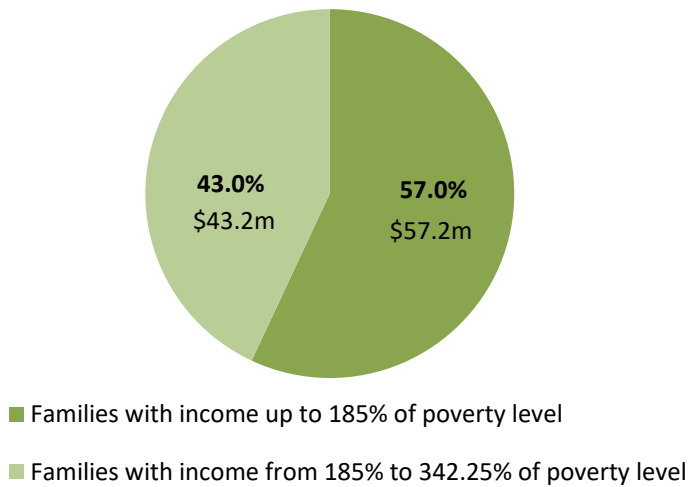


Table 8 (pg. 38) shows the income level percentages for each STO. Six organizations gave 100% of their scholarships to children in families with income of 185% or less of poverty level.

Low-Income Corporate Credit Program 90/10 Calculation

All STOs certified to collect low-income corporate donations in FY2022 were evaluated as to their status in relation to the requirement that 90% of all revenue must be paid out in scholarships. From an administrative viewpoint, no STO is expected to pay out 90% of donations it receives in the current year for scholarships the same year. There will always be a lag between revenue received and revenue paid out and it does not mean that an STO with a percentage of less than 90% is in violation of the law. The 90% requirement is evaluated using two different methods: 1) a review of total donations and scholarships over the life of the STO and 2) calculating 90% of credit donations received in a particular fiscal year and tracking the amount to be awarded within the following two fiscal years. The following table shows the lifetime percentage calculated based on total donations and scholarships (method #1) for those STOs certified to receive low-income corporate donations in FY2022.

Low-Income Corporate Credit Program Lifetime 90/10 Ratios

School Tuition Organization	Ratio	School Tuition Organization	Ratio
America's Scholarship Konnection Inc	105.5%	Catholic Education Arizona	83.4%
New Hope Scholarship Foundation	100.7%	Arizona School Choice Trust	83.0%
Best Student Fund	100.3%	Northern Arizona Christian School Scholarship Fund	83.0%
Christ Lutheran School Tuition Organization	100.0%	Community Tuition Grant Organization, Inc.	83.0%
Dynamite Montessori Foundation	95.8%	Arizona's Catholic Tuition Support Organization (CTSO)	82.1%
Cochise Christian School Tuition Organization	94.1%	Tuition Organization for Private Schools	82.0%
Greater Arizona Inc.	93.3%	Independent Schools Corporate Tax Foundation	81.7%
AAA Scholarship Foundation	92.7%	Arizona Private School Tuition Organization	80.3%
Yuma's Education Scholarship Fund for Kids	91.6%	Jewish Tuition Organization	76.6%
Montessori Scholarship Organization	91.3%	Arizona Independent Schools Scholarship Foundation	76.4%
Arizona Episcopal Schools Foundation	90.9%	Arizona International Academy Scholarship Fund	75.4%
Arizona Private Education Scholarship Fund, Inc.	90.8%	Institute for Better Education (IBE)	75.3%
Arizona Waldorf Scholarship Foundation	90.5%	Arizona Education Scholarship Foundation	71.9%
Arizona Tax Credit	90.4%	Christian Scholarship Fund of Arizona	70.9%
Pappas Kids Schoolhouse Foundation	90.0%	Arizona Education and Scholarship Opportunity Program	64.4%
School Choice Arizona, Inc.	88.9%	School Tuition Organization 4 Kidz	61.9%
Chabad Tuition Organization	87.7%	Arizona Tuition Connection	59.6%
Arizona Leadership Foundation	87.5%	Valley Tuition Organization	57.4%
Jewish Education Tax Credit Organization (JETCO)	87.3%	Financial Assistance for Independent Schools	57.4%
Arizona Tuition Organization	86.0%	Private School Tuition Fund 123	55.6%
Students First Foundation	85.0%	Education Liberty Fund	47.8%
Corporate Tax Foundation	84.9%	White Mountain Tuition Support Foundation	43.4%
School Tuition Association of Yuma	84.6%	Academic Opportunity of Arizona	40.0%
Brophy Community Foundation	83.8%	!SpecialNeedsScholarships.org	25.4%

Three STOs have a percentage greater than 100%. In most cases this occurs because scholarships reported in the annual report were paid with revenue that was not tax credit donations or due to reserved scholarships for specific students in future years. Four STOs have lifetime ratios below 50.0 because they are newer to the low-income corporate program or recently started receiving contributions; their scholarships should increase significantly within the next year or two. These percentages are being monitored annually and if STOs with low percentages do not improve, ADOR will review that program to determine the reason. Based on the yearly 90% calculation (method #2), there were no STOs found in violation of the 90% requirement.

Table 7
FY2022 Low-Income Corporate Donations and Scholarships by School Tuition Organization

School Tuition Organization	Donations			Scholarships			# of Schools	Future Reserved Scholarships	
	#	\$ Amount	Average	#	\$ Amount	Average		#	\$ Amount
ISpecialNeedsScholarships.org	1	\$150,000	\$150,000	1	\$5,000	\$5,000	1	2	\$42,800
AAA Scholarship Foundation	31	\$14,387,000	\$464,097	2,195	\$11,462,758	\$5,222	109	1,617	\$19,075,750
Academic Opportunity of Arizona	14	\$2,366,500	\$169,036	166	\$964,860	\$5,812	27	0	\$0
America's Scholarship Konnection Inc	3	\$125,000	\$41,667	237	\$393,089	\$1,659	6	309	\$5,118,900
Arizona Education and Scholarship Opportunity Program	9	\$4,700,000	\$522,222	653	\$2,785,900	\$4,266	10	0	\$0
Arizona Education Scholarship Foundation	6	\$210,000	\$35,000	154	\$136,719	\$888	7	54	\$47,337
Arizona Episcopal Schools Foundation	8	\$368,350	\$46,044	100	\$394,078	\$3,941	7	72	\$1,361,683
Arizona Independent Schools Scholarship Foundation	32	\$906,500	\$28,328	137	\$882,600	\$6,442	3	87	\$1,731,400
Arizona International Academy Scholarship Fund	1	\$35,000	\$35,000	14	\$27,000	\$1,929	1	0	\$0
Arizona Leadership Foundation	81	\$42,432,000	\$523,852	7,628	\$34,922,052	\$4,578	165	0	\$0
Arizona Private Education Scholarship Fund, Inc.	28	\$2,445,000	\$87,321	882	\$2,421,441	\$2,745	72	364	\$866,130
Arizona Private School Tuition Organization	10	\$240,300	\$24,030	223	\$669,540	\$3,002	19	0	\$0
Arizona School Choice Trust	14	\$2,540,522	\$181,466	230	\$653,620	\$2,842	45	361	\$1,083,000
Arizona Tax Credit	23	\$831,020	\$36,131	531	\$756,110	\$1,424	39	0	\$0
Arizona Tuition Connection	202	\$9,769,292	\$48,363	2,938	\$7,384,589	\$2,513	173	0	\$0
Arizona Tuition Organization	16	\$316,500	\$19,781	442	\$427,260	\$967	4	0	\$0
Arizona Waldorf Scholarship Foundation	0	\$0	\$0	5	\$4,500	\$900	1	0	\$0
Arizona's Catholic Tuition Support Organization (CTSO)	83	\$7,222,000	\$87,012	2,046	\$5,321,994	\$2,601	36	434	\$2,775,099
Best Student Fund	3	\$23,000	\$7,667	40	\$20,000	\$500	1	0	\$0
Brophy Community Foundation	95	\$10,487,250	\$110,392	2,430	\$6,105,249	\$2,512	38	1,953	\$10,325,517
Catholic Education Arizona	113	\$12,684,100	\$112,249	3,590	\$6,885,658	\$1,918	37	3,657	\$11,046,261
Chabad Tuition Organization	9	\$445,000	\$49,444	80	\$396,735	\$4,959	2	0	\$0
Christian Scholarship Fund of Arizona	2	\$35,000	\$17,500	57	\$124,404	\$2,183	9	0	\$0
Cochise Christian School Tuition Organization	1	\$40,000	\$40,000	11	\$31,700	\$2,882	2	0	\$0
Community Tuition Grant Organization, Inc.	4	\$95,000	\$23,750	30	\$89,793	\$2,993	4	0	\$0
Corporate Tax Foundation	10	\$1,211,500	\$121,150	138	\$676,687	\$4,904	5	125	\$4,176,100
Education Liberty Fund	1	\$250	\$250	1	\$225	\$225	1	0	\$0
Financial Assistance for Independent Schools	7	\$518,000	\$74,000	68	\$347,511	\$5,110	1	0	\$0
Greater Arizona Inc.	22	\$435,639	\$19,802	118	\$614,374	\$5,207	2	0	\$0
Independent Schools Corporate Tax Foundation	8	\$1,007,500	\$125,938	162	\$873,051	\$5,389	6	140	\$3,091,500
Institute for Better Education (IBE)	66	\$2,824,915	\$42,802	2,771	\$1,591,891	\$574	154	0	\$0
Jewish Education Tax Credit Organization (JETCO)	16	\$310,000	\$19,375	22	\$125,400	\$5,700	3	0	\$0
Jewish Tuition Organization	42	\$1,618,224	\$38,529	405	\$996,193	\$2,460	6	78	\$460,209
Montessori Charity Foundation	1	\$15,000	\$15,000	4	\$15,000	\$3,750	1	0	\$0
Montessori Scholarship Organization	1	\$5,000	\$5,000	1	\$4,500	\$4,500	1	0	\$0
New Hope Scholarship Foundation	2	\$40,000	\$20,000	19	\$47,488	\$2,499	3	0	\$0
Northern Arizona Christian School Scholarship Fund	7	\$204,000	\$29,143	164	\$260,103	\$1,586	3	0	\$0
Pappas Kids Schoolhouse Foundation	28	\$2,118,000	\$75,643	821	\$1,960,041	\$2,387	38	0	\$0
Private School Tuition Fund 123	6	\$780,000	\$130,000	85	\$296,853	\$3,492	5	0	\$0
School Choice Arizona, Inc.	58	\$6,224,387	\$107,317	2,337	\$5,352,117	\$2,290	78	1,216	\$6,501,796
School Tuition Association of Yuma	42	\$1,633,000	\$38,881	537	\$1,737,710	\$3,236	9	0	\$0
School Tuition Organization 4 Kidz	9	\$530,000	\$58,889	635	\$340,143	\$536	51	0	\$0
Students First Foundation	2	\$59,000	\$29,500	177	\$102,653	\$580	21	0	\$0
Tuition Organization for Private Schools	8	\$2,217,000	\$277,125	878	\$1,512,316	\$1,722	29	0	\$0
Valley Tuition Organization	4	\$615,000	\$153,750	37	\$168,978	\$4,567	4	0	\$0

Table 7
FY2022 Low-Income Corporate Donations and Scholarships by School Tuition Organization

School Tuition Organization	<u>Donations</u>			<u>Scholarships</u>				<u>Future Reserved Scholarships</u>	
	#	\$ Amount	Average	#	\$ Amount	Average	# of Schools	#	\$ Amount
White Mountain Tuition Support Foundation	7	\$285,000	\$40,714	65	\$97,701	\$1,503	9	0	\$0
Yuma's Education Scholarship Fund for Kids	4	\$113,000	\$28,250	72	\$101,696	\$1,412	7	0	\$0
TOTALS	1,140	\$135,618,749	\$118,964	34,337	\$100,489,279	\$2,927	290	10,469	\$67,703,482

Table 8
FY2022 Low-Income Corporate Scholarships by Income Level

School Tuition Organization	Low-Income Corporate Scholarships	% of Scholarships to Families with	
		Income up to 185% of Poverty Level	Income from 185% to 342.25% of Poverty Level
!SpecialNeedsScholarships.org	\$5,000	100.0%	0.0%
AAA Scholarship Foundation	\$11,462,758	89.2%	10.8%
Academic Opportunity of Arizona	\$964,860	90.6%	9.4%
America's Scholarship Konnection Inc	\$393,089	46.6%	53.4%
Arizona Education and Scholarship Opportunity Program	\$2,785,900	39.4%	60.6%
Arizona Education Scholarship Foundation	\$136,719	69.6%	30.4%
Arizona Episcopal Schools Foundation	\$394,078	43.3%	56.7%
Arizona Independent Schools Scholarship Foundation	\$882,600	41.1%	58.9%
Arizona International Academy Scholarship Fund	\$27,000	48.1%	51.9%
Arizona Leadership Foundation	\$34,922,052	55.3%	44.7%
Arizona Private Education Scholarship Fund, Inc.	\$2,421,441	44.7%	55.3%
Arizona Private School Tuition Organization	\$669,540	44.4%	55.6%
Arizona School Choice Trust	\$653,620	57.2%	42.8%
Arizona Tax Credit	\$756,110	48.9%	51.1%
Arizona Tuition Connection	\$7,384,589	44.7%	55.3%
Arizona Tuition Organization	\$427,260	35.9%	64.1%
Arizona Waldorf Scholarship Foundation	\$4,500	11.1%	88.9%
Arizona's Catholic Tuition Support Organization (CTSO)	\$5,321,994	55.8%	44.2%
Best Student Fund	\$20,000	100.0%	0.0%
Brophy Community Foundation	\$6,105,249	54.5%	45.5%
Catholic Education Arizona	\$6,885,658	60.0%	40.0%
Chabad Tuition Organization	\$396,735	64.7%	35.3%
Christian Scholarship Fund of Arizona	\$124,404	100.0%	0.0%
Cochise Christian School Tuition Organization	\$31,700	25.9%	74.1%
Community Tuition Grant Organization, Inc.	\$89,793	38.6%	61.4%
Corporate Tax Foundation	\$676,687	47.2%	52.8%
Education Liberty Fund	\$225	100.0%	0.0%
Financial Assistance for Independent Schools	\$347,511	17.1%	82.9%
Greater Arizona Inc.	\$614,374	92.2%	7.8%
Independent Schools Corporate Tax Foundation	\$873,051	46.5%	53.5%
Institute for Better Education (IBE)	\$1,591,891	47.1%	52.9%
Jewish Education Tax Credit Organization (JETCO)	\$125,400	63.6%	36.4%
Jewish Tuition Organization	\$996,193	0.0%	100.0%
Montessori Charity Foundation	\$15,000	0.0%	100.0%
Montessori Scholarship Organization	\$4,500	100.0%	0.0%
New Hope Scholarship Foundation	\$47,488	0.0%	100.0%
Northern Arizona Christian School Scholarship Fund	\$260,103	40.5%	59.5%
Pappas Kids Schoolhouse Foundation	\$1,960,041	99.2%	0.8%
Private School Tuition Fund 123	\$296,853	47.0%	53.0%
School Choice Arizona, Inc.	\$5,352,117	39.4%	60.6%
School Tuition Association of Yuma	\$1,737,710	37.2%	62.8%

Table 8
FY2022 Low-Income Corporate Scholarships by Income Level

School Tuition Organization	Low-Income Corporate Scholarships	% of Scholarships to Families with	
		Income up to 185% of Poverty Level	Income from 185% to 342.25% of Poverty Level
School Tuition Organization 4 Kidz	\$340,143	46.4%	53.6%
Students First Foundation	\$102,653	75.9%	24.1%
Tuition Organization for Private Schools	\$1,512,316	49.7%	50.3%
Valley Tuition Organization	\$168,978	100.0%	0.0%
White Mountain Tuition Support Foundation	\$97,701	79.3%	20.7%
Yuma's Education Scholarship Fund for Kids	\$101,696	92.3%	7.7%
TOTALS	\$100,489,279	57.0%	43.0%

DISABLED/DISPLACED CORPORATE INCOME TAX OR INSURANCE PREMIUM TAX CREDIT PROGRAM

The corporate income tax credit and insurance premium tax credit for contributions to school tuition organizations for scholarships for disabled/displaced students (disabled/displaced corporate) are governed by A.R.S. §§ 20-224.7, 43-1089.04, 43-1184 and Chapter 15 in Title 43. Fifty-nine STOs were certified to receive corporate donations in FY2022. Statute limits the total amount of disabled/displaced corporate tax credit donations that may be made to STOs in a fiscal year, but there is no cap on the tax credit donation amount that can be made by a single corporation. S-corporations may make a donation to claim a tax credit on their corporate income taxes or the S-corporation may pass the credit through to its individual shareholders. In order for the S-corporation to pass the tax credit through to its individual shareholders, the sum of their corporate tax credit donations must be at least \$5,000.

The disabled/displaced corporate scholarship is available to K-12 students and preschool students with disabilities. Students receiving scholarships from the disabled/displaced corporate donations must meet one of the following requirements: student has a current or expired Multidisciplinary Evaluation Team (MET) report or Individual Education Plan (IEP) from an Arizona public school (for preschool and K-12); *OR* student has a current or expired 504 plan from an Arizona public school (for K-12 only); *OR* student was placed at one time in the Arizona foster care system (for K-12 only and must be verified by the Arizona Department of Child Safety). Additionally, the total amount of scholarships that a student can be awarded by all STOs is limited to 90% of state aid or the cost of tuition, whichever is less. For the 2021-2022 academic year the amount of 90% of state aid ranged from \$2,486 to \$36,414 depending on the student's grade and additional state aid for a special education category.

Disabled/Displaced Corporate Donation Approval

Donations to STOs for the purpose of receiving the disabled/displaced student corporate income tax credit or insurance premium tax credit are limited by statute to \$6 million in a fiscal year and the donations for the tax credit must be preapproved. The following table shows the statutory limitation compared to the donations approved and donations received by the STOs. The donations made by type of taxpayer are also included.

Disabled/Displaced Corporate Donations

Fiscal Year	Statutory Limitation	\$ Approved	\$ Received	# corporations	# insurance companies	# of S corporations
2010	\$5,000,000	\$1,478,880	\$1,478,880	2	4	
2011	\$5,000,000	\$1,079,000	\$1,029,000	3	5	
2012	\$5,000,000	\$283,000	\$283,000	1	5	
2013	\$5,000,000	\$3,580,350	\$3,505,350	6	8	
2014	\$5,000,000	\$3,112,745	\$2,957,765	19	8	
2015	\$5,000,000	\$5,025,000	\$5,000,000	11	17	
2016	\$5,000,000	\$5,325,000	\$5,000,000	13	12	13
2017	\$5,000,000	\$5,147,000	\$5,000,000	9	15	10
2018	\$5,000,000	\$5,000,000	\$5,000,000	4	4	6
2019	\$5,000,000	\$5,000,000	\$5,000,000	10	6	34
2020	\$5,000,000	\$5,973,400	\$5,000,000	7	6	29
2021	\$5,000,000	\$7,700,530	\$5,000,000	4	3	22
2022	\$6,000,000	\$6,050,000	\$6,000,000	2	4	14

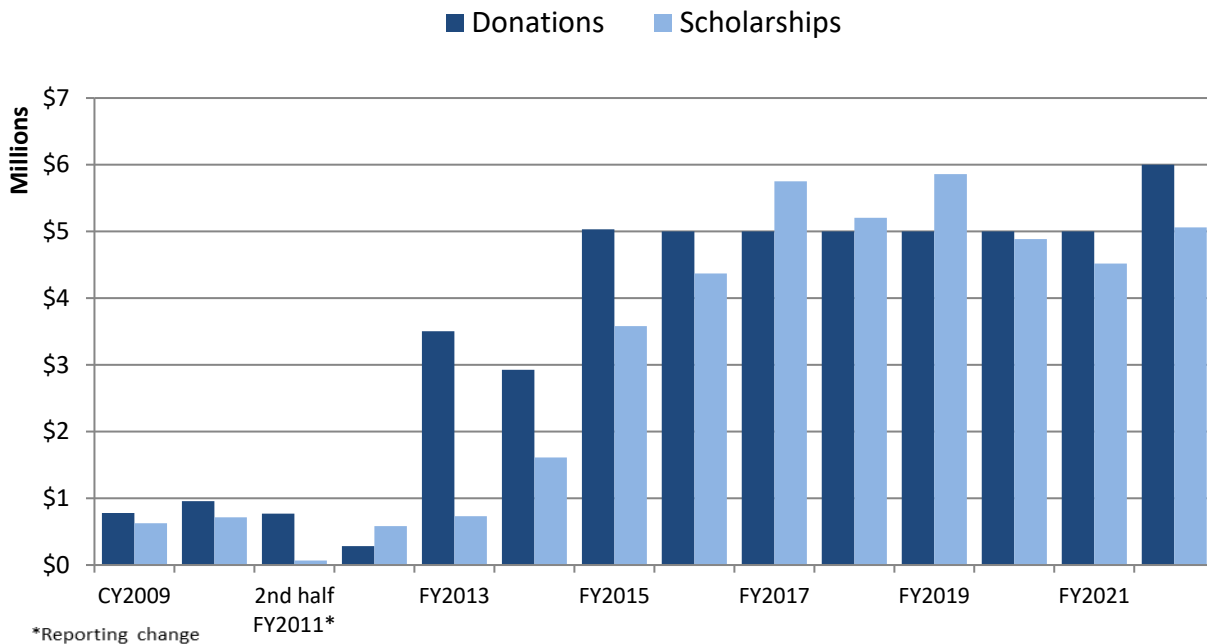
There were 22 donations approved and 21 donations received in FY2022 for the disabled/displaced corporate tax credit. The 21 donations received came from 20 corporations. Four of the 20 corporations were insurance companies donating \$5,589,500 and 14 were S-corporations donating \$335,500. For FY2022, the average disabled/displaced corporate donation received by STOs was \$285,714.

The range of the 20 donations made to the STOs is shown in the following table. Note that there are companies that make donations to multiple STOs and this data summarizes the donations made and are not aggregated by corporation.

Disabled/Displaced Corporate Donations by Size

Donation Size	# donations	Donation Size	# donations
\$10,000 or less	5	\$50,001 to \$100,000	3
\$10,001 to \$20,000	5	\$100,001 and over	4
\$20,001 to \$50,000	4		

Growth in Disabled/Displaced Corporate Credit Program



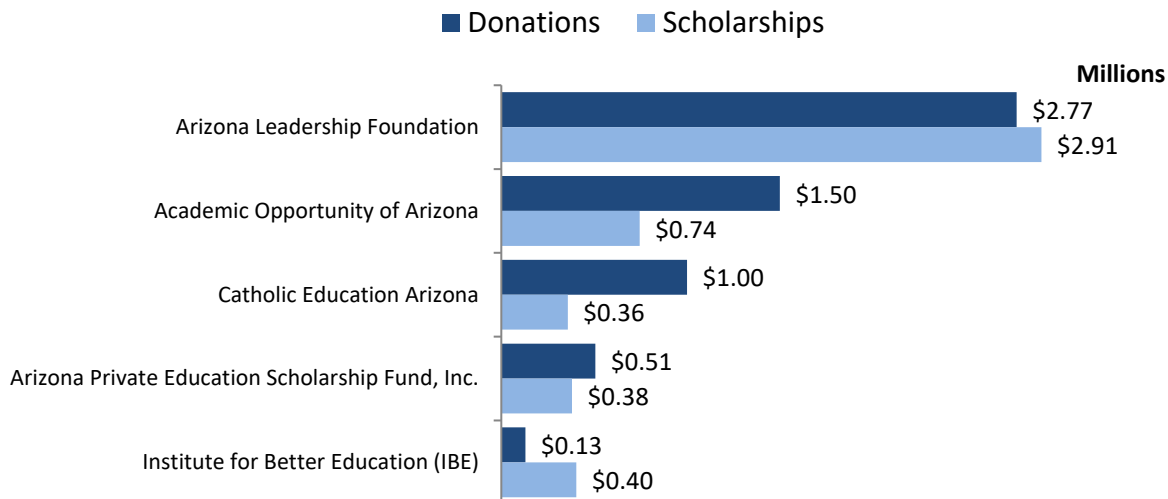
The following table shows the number of STOs collecting disabled/displaced corporate donations in each reporting period, the number of donations and the amount of tax credit donations. The percentage change is calculated for prior year amounts reported. No percentage change is calculated for FY2011 as this is the first fiscal year reporting period. The table also shows the number of STOs providing disabled/displaced corporate scholarships in each period, the number of scholarships and the amount of scholarships paid. As with the donations data, no percentage change is calculated for FY2011 as this was the first fiscal year reporting period. Please note that the number of scholarships paid does not equate to the number of students receiving scholarships. Many families seek scholarships from multiple STOs, resulting in one child being counted several times in the scholarship counts.

The totals below do not include donation transfers from one STO to another as a result of an STO closure. The donation amounts would have been initially recorded as donations received by the closing STO in the same fiscal year or possibly in a prior fiscal year. The receiving STOs are required to award 90% of the transferred amount as scholarships to eligible students attending qualified schools. There were no Disabled/Displaced donation transfers from closing STOs in FY2022.

DISABLED/DISPLACED CORPORATE INCOME TAX CREDIT PROGRAM

Reporting Year	Disabled/Displaced Corporate Donations				Disabled/Displaced Corporate Scholarships			
	# of STOs	# donations	\$ Amount ¹²	% change	# of STOs	# scholarships	\$ Amount	% change
CY2009	4	6	\$781,000		5	114	\$625,335	
CY2010	5	8	\$956,880	22.5%	6	166	\$715,424	14.4%
FY2011	5	13	\$1,204,000	25.8%	5	114	\$559,333	-21.8%
FY2012	3	6	\$283,000	-76.5%	5	119	\$583,865	4.4%
FY2013	8	17	\$3,505,350	1138.6%	6	217	\$731,231	25.2%
FY2014	11	29	\$2,925,845	-16.5%	8	346	\$1,611,469	120.4%
FY2015	12	31	\$5,031,920	72.0%	12	806	\$3,581,873	122.3%
FY2016	12	40	\$5,000,000	-0.6%	14	934	\$4,370,439	22.0%
FY2017	12	40	\$5,000,000	0.0%	18	1,103	\$5,750,839	31.6%
FY2018	4	15	\$5,000,000	0.0%	14	1,162	\$5,205,607	-9.5%
FY2019	14	51	\$5,000,000	0.0%	14	1,105	\$5,860,589	12.6%
FY2020	10	46	\$5,000,000	0.0%	11	961	\$4,885,395	-16.6%
FY2021	9	29	\$5,000,000	0.0%	15	928	\$4,518,492	-7.5%
FY2022	9	21	\$6,000,000	20.0%	13	1,345	\$5,061,161	12.0%

Top 5 STOs by FY2022 Disabled/Displaced Corporate Donations



FY2022 Disabled/Displaced Corporate Donations and Scholarships

Table 9 (pg. 46) shows the number, amount and average of the FY2022 disabled/displaced corporate donations received by STO. In addition, the number and amount of scholarships paid by STO as well as the average scholarships¹³ and number of schools receiving scholarships is included. This table also provides the number and amount of disabled/displaced corporate future reserved scholarships reported by each STO.

¹² Total donations reported by STOs for a fiscal year may not match the total amount of approved donations for that fiscal year due to approved monies received by an STO at the end of a fiscal year deposited in the following fiscal year.

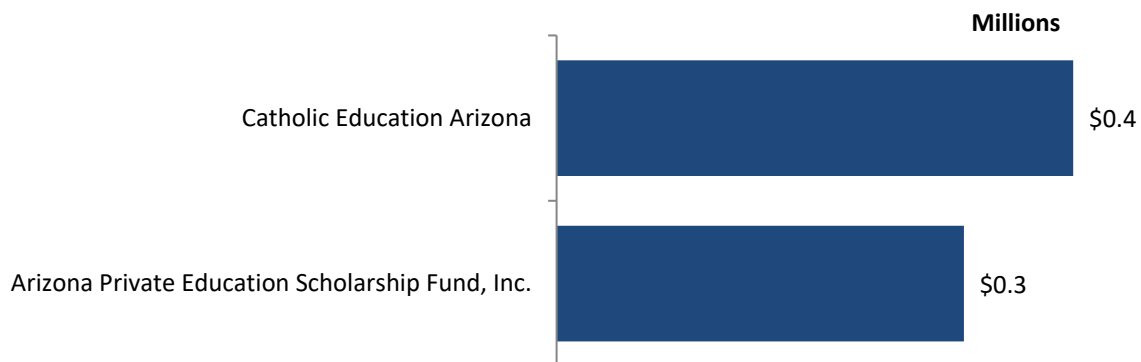
¹³ The STO average scholarship calculation will include double counting if a student attends two different private schools during the year and an STO awards the student scholarships to both schools.

- Arizona Leadership Foundation received the most disabled/displaced corporate donations totaling \$2,774,500 or 46.2% of total donations. Institute for Better Education (IBE) received the largest number of donations at 8 or 38.1% of the total.
- Arizona Leadership Foundation received the largest average disabled/displaced corporate donation amount of \$2,774,500.
- Arizona Leadership Foundation paid the highest amount of disabled/displaced corporate scholarships (\$2,908,415 or 57.5% of the total) and awarded the largest number of scholarships (447 scholarships or 33.2% of the total).
- AAA Scholarship Foundation awarded the largest average disabled/displaced corporate scholarship of \$11,783.
- Institute for Better Education (IBE) awarded disabled/displaced corporate scholarships to a total of 107 schools.
- Two STOs provided disabled/displaced corporate scholarships to the required minimum of two private schools. Three STOs provided disabled/displaced corporate scholarships to one private school.

Future Reserved Disabled/Displaced Corporate Scholarships

STOs also reserved scholarships for specific students for future years. Four STOs reserved an additional \$783,073 in the disabled/displaced corporate donation program, which constituted 235 scholarships. Catholic Education Arizona reported in FY2022 reserving the largest amount of disabled/displaced corporate donations for future year scholarships of \$426,875 for 142 students. It should be noted that a portion of the reserved future year awards reported by STOs may be for scholarships to be awarded in the upcoming academic year.

STOs Reporting Future Reserved Disabled/Displaced Corporate Scholarships Greater than \$100,000 in FY2022



FY2022 Disabled/Displaced Corporate Scholarships by Income Level

STOs are required to report the percentage of scholarship dollars that go to families with income of 185% or less of poverty level and the percentage of scholarship dollars that go to families with income ranging from above 185% of poverty level to 342.25% of poverty level. For the 2021-2022 academic year, 342.25% of the federal poverty level for a household of four was \$90,696.

Overall Share of FY2022 Disabled/Displaced Corporate Scholarships by Family Income

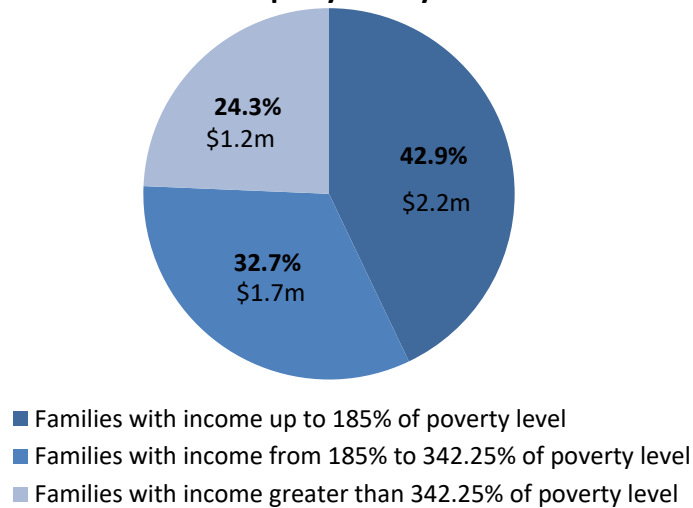


Table 10 (pg. 47) shows the percentages for each STO. None of the organizations gave 100% of their disabled/displaced corporate scholarships to children in families with income up to 342.25% of the poverty level while two STOs gave 100% of their scholarships to children in families with income up to 342.25% of the poverty level. There were six STOs that gave more than 50% of their disabled/displaced corporate scholarships to children of families with income greater than 342.25% of poverty level.

Disabled/Displaced Corporate Credit Program 90/10 Calculation

All STOs certified to collect disabled/displaced corporate donations in FY2022 were evaluated as to their status in relation to the requirement that 90% of all revenue must be paid out in scholarships. From an administrative viewpoint, no STO is expected to pay out 90% of donations it receives in the current year for scholarships the same year. There will always be a lag between revenue received and revenue paid out and it does not mean that an STO with a percentage of less than 90% is in violation of the law. The 90% requirement is evaluated using two different methods: 1) a review of total donations and scholarships over the life of the STO and 2) calculating 90% of credit donations received in a particular fiscal year and tracking the amount to be awarded within the following two fiscal years. The following table shows the lifetime percentage calculated based on total donations and scholarships (method #1) for those STOs certified to receive disabled/displaced corporate donations in FY2022.

Disabled/Displaced Corporate Credit Program Lifetime 90/10 Ratios

School Tuition Organization	Ratio	School Tuition Organization	Ratio
Dynamite Montessori Foundation	97.4%	America's Scholarship Konnection Inc	89.8%
Arizona's Catholic Tuition Support Organization (CTSO)	95.6%	Arizona Private Education Scholarship Fund, Inc.	89.8%
AAA Scholarship Foundation	93.1%	Arizona Leadership Foundation	87.9%
Institute for Better Education (IBE)	92.5%	School Choice Arizona, Inc.	86.1%
Yuma's Education Scholarship Fund for Kids	91.2%	Financial Assistance for Independent Schools	83.6%
School Tuition Organization 4 Kidz	90.9%	Catholic Education Arizona	78.5%
Tuition Organization for Private Schools	90.2%	Academic Opportunity of Arizona	65.8%
Arizona School Choice Trust	90.0%		

There are no STOs with a lifetime ratio above 100 or below 50. Based on the yearly 90% calculation (method #2), there were three STOs found in violation of the 90% requirement which have all corrected the issue within the statutorily allowed 90-day period.

Table 9
FY2022 Disabled/Displaced Corporate Donations and Scholarships by School Tuition Organization

School Tuition Organization	Donations			Scholarships			# of Schools	Future Reserved Scholarships	
	#	\$ Amount	Average	#	\$ Amount	Average		#	\$ Amount
AAA Scholarship Foundation	0	\$0		6	\$70,696	\$11,783	6	0	\$0
Academic Opportunity of Arizona	1	\$1,500,000	\$1,500,000	79	\$744,887	\$9,429	20	0	\$0
America's Scholarship Konnection Inc	0	\$0		0	\$0			4	\$19,667
Arizona Education Scholarship Foundation	1	\$5,000	\$5,000	2	\$4,500	\$2,250	1	0	\$0
Arizona Leadership Foundation	1	\$2,774,500	\$2,774,500	447	\$2,908,415	\$6,507	98	0	\$0
Arizona Private Education Scholarship Fund, Inc.	5	\$506,000	\$101,200	115	\$380,948	\$3,313	24	88	\$336,512
Arizona School Choice Trust	0	\$0		3	\$7,707	\$2,569	2	0	\$0
Arizona Tuition Connection	2	\$60,000	\$30,000	7	\$16,600	\$2,371	2	0	\$0
Arizona's Catholic Tuition Support Organization (CTSO)	1	\$10,000	\$10,000	27	\$46,950	\$1,739	11	0	\$0
Catholic Education Arizona	1	\$1,000,000	\$1,000,000	126	\$357,812	\$2,840	30	142	\$426,875
Dynamite Montessori Foundation	0	\$0		1	\$1,864	\$1,864	1	0	\$0
Financial Assistance for Independent Schools	1	\$15,000	\$15,000	10	\$48,342	\$4,834	1	0	\$0
Institute for Better Education (IBE)	8	\$129,500	\$16,188	444	\$403,853	\$910	107	0	\$0
School Choice Arizona, Inc.	0	\$0		78	\$68,588	\$879	30	1	\$19
TOTALS	21	\$6,000,000	\$285,714.29	1,345	\$5,061,161	\$3,762.95	151	235	\$783,073

Table 10
FY2022 Disabled/Displaced Corporate Scholarships by Income Level

School Tuition Organization	Disabled/Displaced Corporate Scholarships	% of Scholarships to Families with		
		Income up to 185% of Poverty Level	Income from 185% to 342.25% of Poverty Level	Remaining %
AAA Scholarship Foundation	\$70,696	0.0%	100.0%	0.0%
Academic Opportunity of Arizona	\$744,887	40.4%	59.6%	0.0%
Arizona Education Scholarship Foundation	\$4,500	0.0%	0.0%	100.0%
Arizona Leadership Foundation	\$2,908,415	53.5%	26.7%	19.7%
Arizona Private Education Scholarship Fund, Inc.	\$380,948	22.4%	21.4%	56.2%
Arizona School Choice Trust	\$7,707	0.0%	100.0%	0.0%
Arizona Tuition Connection	\$16,600	48.2%	0.0%	51.8%
Arizona's Catholic Tuition Support Organization (CTSO)	\$46,950	48.8%	29.7%	21.5%
Catholic Education Arizona	\$357,812	24.6%	36.4%	39.0%
Dynamite Montessori Foundation	\$1,864	0.0%	0.0%	100.0%
Financial Assistance for Independent Schools	\$48,342	2.9%	5.2%	91.9%
Institute for Better Education (IBE)	\$403,853	24.0%	28.1%	47.9%
School Choice Arizona, Inc.	\$68,588	18.4%	22.0%	59.6%
TOTALS	\$5,061,161	42.9%	32.7%	24.3%

SCHOLARSHIPS BY PRIVATE SCHOOL

STOs provide scholarships from the tax credit donations to students attending qualified Arizona private schools. A qualified school is a preschool that offers services to students with disabilities, and a nongovernmental primary or secondary school (K-12) that is located in this state and that does not discriminate based on race, color, disability, familial status or national origin. All teaching staff and personnel who have unsupervised contact with students are required to be fingerprinted. A qualified school does not include a charter school or any program operated by a charter school.

In terms of where the scholarship money went within Arizona, 65.9% of the scholarships and 66.0% of the scholarship money went to schools located in Maricopa County. Schools in thirteen of the fifteen counties received scholarship money. The following map shows the number of scholarships, the amount of scholarships and the average scholarship paid out by county in FY2022 for all four programs.

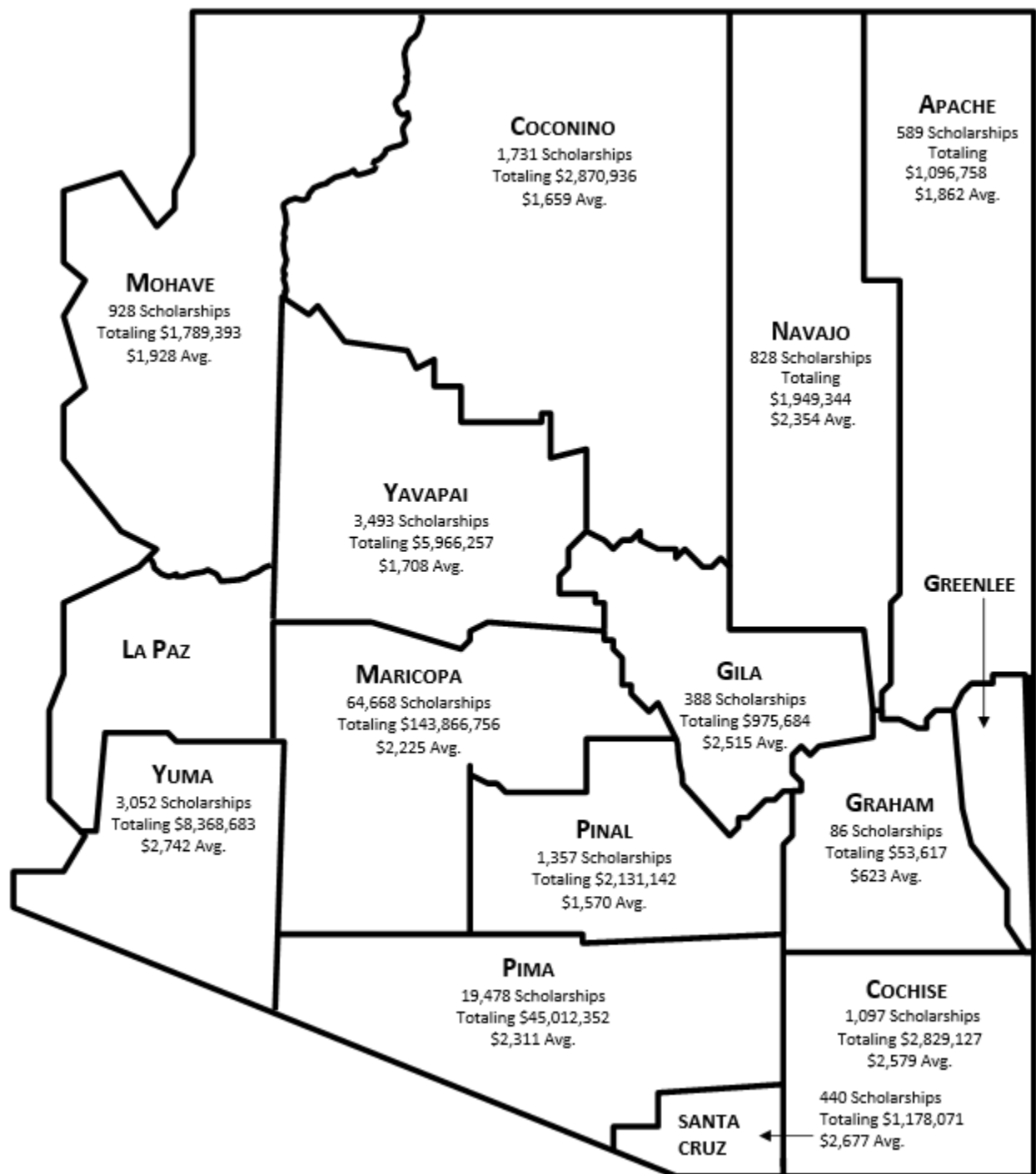


Table 11 (pg. 50) shows the cities or towns within which scholarship money was received, the number of scholarships, total scholarships and the average scholarship amount. The plurality of scholarship money and number of scholarships went to students attending private schools within the City of Phoenix. Private schools located in Phoenix received \$76,549,078 or 35.1% of the total scholarship amount from all credit programs. The largest average scholarship for a city or town was \$13,180 for a school located in Mayer.

Table 11
FY2022 Total Scholarships - All Credit Programs by Location of Private School

City/Town	#	\$ Amount	Average
Anthem	53	\$111,565	\$2,105
Avondale	2,310	\$2,667,975	\$1,155
Bapchule	724	\$719,061	\$993
Benson	3	\$2,990	\$997
Bisbee	55	\$74,658	\$1,357
Buckeye	159	\$321,049	\$2,019
Bylas	62	\$32,339	\$522
Camp Verde	332	\$485,374	\$1,462
Casa Grande	447	\$973,199	\$2,177
Cave Creek	638	\$1,322,484	\$2,073
Chandler	5,888	\$12,607,493	\$2,141
Cottonwood	1,056	\$1,955,118	\$1,851
Douglas	361	\$1,656,411	\$4,588
El Mirage	28	\$9,490	\$339
Flagstaff	1,687	\$2,817,369	\$1,670
Florence	136	\$372,951	\$2,742
Fountain Hills	1	\$750	\$750
Gilbert	4,664	\$12,453,724	\$2,670
Glendale	3,756	\$6,845,594	\$1,823
Globe	12	\$36,014	\$3,001
Goodyear	2,107	\$3,125,859	\$1,484
Green Valley	72	\$68,238	\$948
Holbrook	46	\$44,816	\$974
Kingman	346	\$643,889	\$1,861
Kykotsmovi	43	\$26,713	\$621
Lake Havasu City	582	\$1,145,504	\$1,968
Laveen	8	\$27,575	\$3,447
Litchfield Park	451	\$776,075	\$1,721
Maricopa	3	\$16,130	\$5,377
Mayer	20	\$263,599	\$13,180
Mesa	2,344	\$4,982,792	\$2,126
Nogales	440	\$1,178,071	\$2,677
Oro Valley	421	\$1,101,424	\$2,616
Page	44	\$53,567	\$1,217
Paradise Valley	1,193	\$4,324,243	\$3,625
Payson	224	\$430,562	\$1,922
Peoria	260	\$613,451	\$2,359
Peridot	19	\$21,958	\$1,156
Phoenix	33,673	\$76,549,078	\$2,273
Picacho	20	\$11,940	\$597
Prescott	1,908	\$2,825,871	\$1,481
Queen Creek	266	\$474,379	\$1,783
Rock Point	100	\$247,098	\$2,471
Safford	24	\$21,278	\$887
San Carlos	133	\$487,150	\$3,663
San Tan Valley	27	\$37,861	\$1,402
Scottsdale	4,261	\$11,888,754	\$2,790
Sedona	177	\$436,294	\$2,465
Show Low	600	\$1,529,969	\$2,550
Sierra Vista	620	\$1,024,393	\$1,652
St. Michael	489	\$849,660	\$1,738
Sun Valley	59	\$117,297	\$1,988
Surprise	141	\$198,194	\$1,406

Table 11
FY2022 Total Scholarships - All Credit Programs by Location of Private School

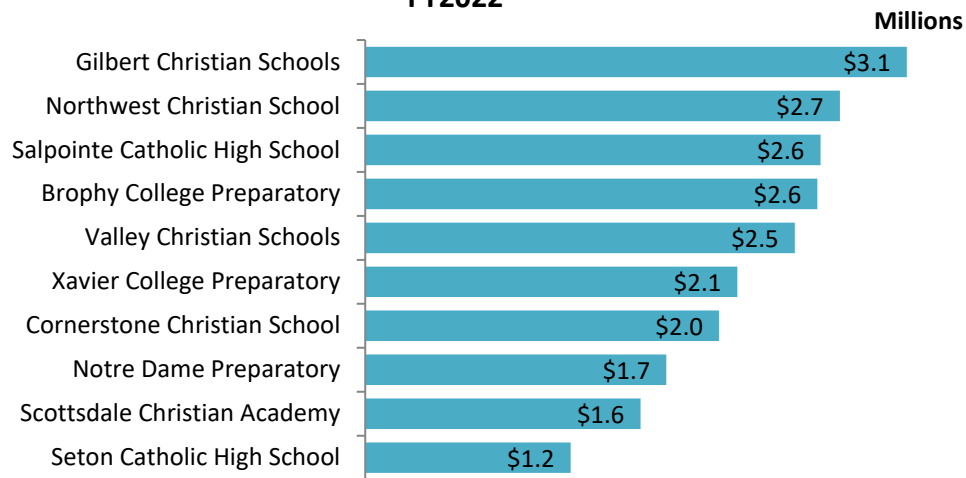
City/Town	#	\$ Amount	Average
Tempe	1,841	\$3,558,748	\$1,933
Tucson	18,873	\$43,655,782	\$2,313
Vail	112	\$186,908	\$1,669
Whiteriver	14	\$40,886	\$2,920
Wickenburg	612	\$988,357	\$1,615
Willcox	58	\$70,675	\$1,219
Winslow	66	\$189,662	\$2,874
Youngtown	14	\$19,124	\$1,366
Yuma	3,052	\$8,368,683	\$2,742
TOTAL	98,135	\$218,088,119	\$2,222

Total may not match data in other tables due to missing school information.

FY2022 Scholarships by Private School

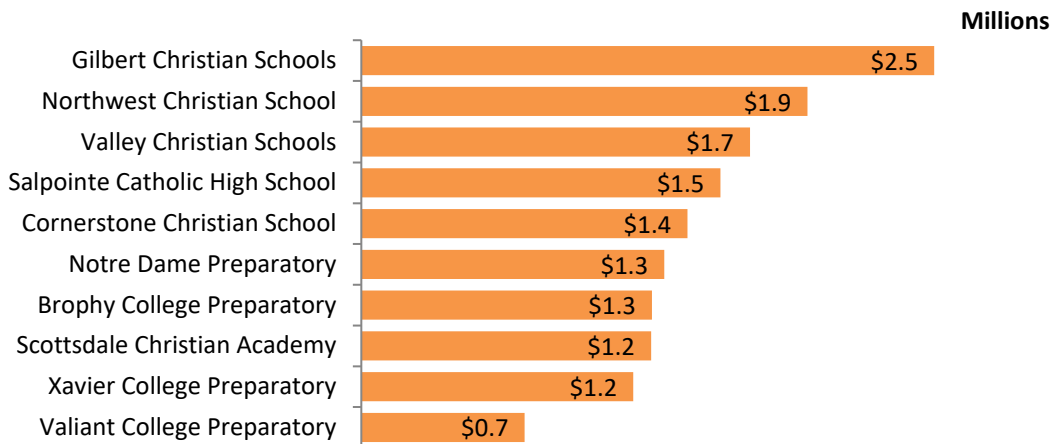
STOs provided scholarships from all four credit programs to 377 private schools in FY2022. There were 48 private schools that received scholarship money from 11 or more STOs. Two private schools, Northwest Christian School and Xavier College Preparatory, received scholarships from 22 STOs. Of the 377 private schools, 85 received scholarship money from only one STO. Table 12 (pg. 55) lists the 377 private schools with students that received scholarship money from one or more of the four credit programs in FY2022. In addition, the total average scholarship for all credit programs and the sum of future reserved scholarships for all credit programs are provided.

Top 10 Private Schools by Original Individual Scholarships in FY2022

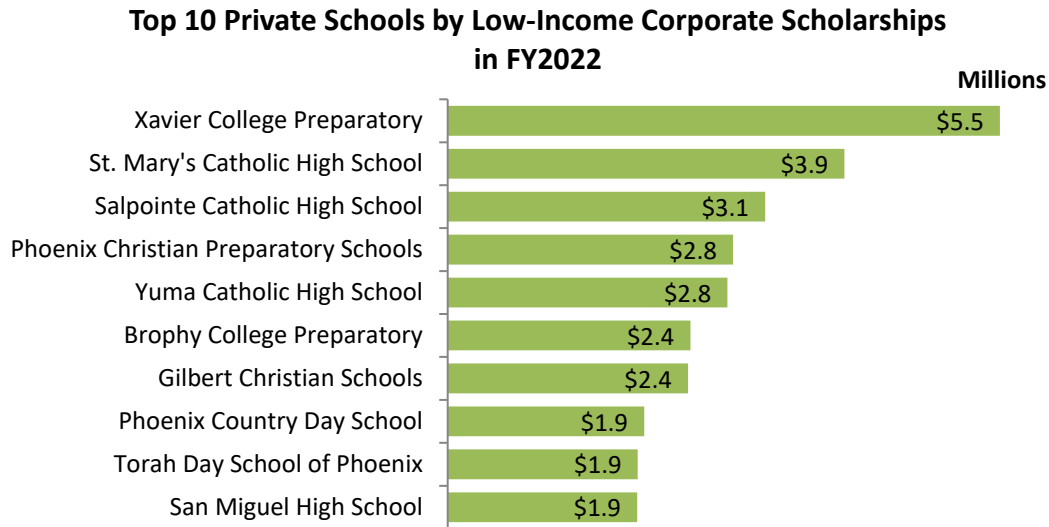


Original Individual Scholarships – Ten private schools received more than \$1.0 million in original individual scholarships in FY2022. Northwest Christian School received the largest number of original individual scholarships totaling 1,456 while Banner Children’s Academy had the largest average original individual scholarship of \$12,913.

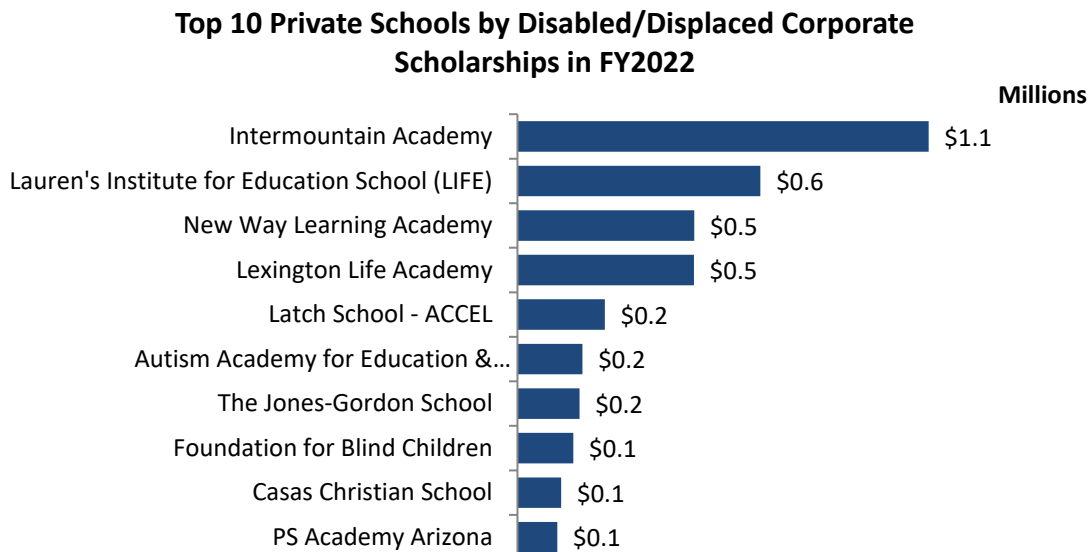
Top 10 Private Schools by Switcher Individual Scholarships in FY2022



Switcher Individual Scholarships – Nine private schools received more than \$1.0 million in switcher individual scholarships in FY2022. Northwest Christian School received the largest number of switcher individual scholarships totaling 1,236 while Life Development Institute-Flagstaff had the largest average switcher individual scholarship of \$23,642.

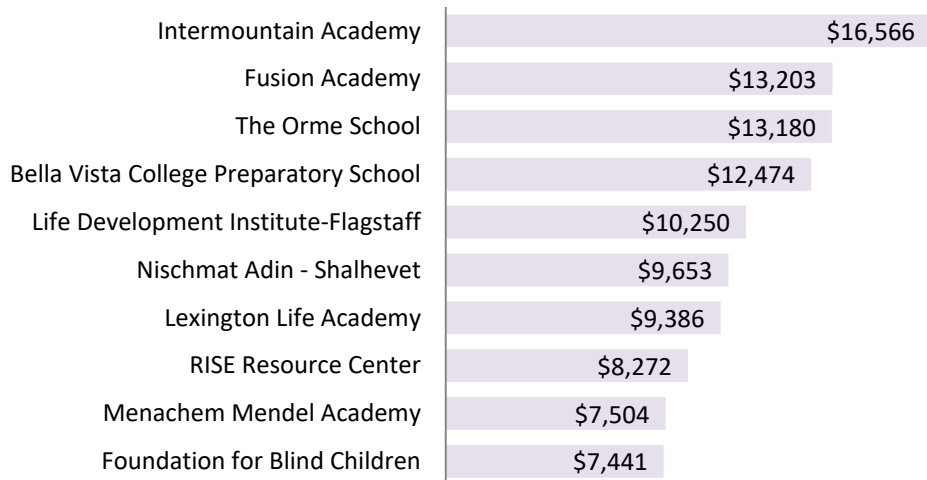


Low-Income Corporate Scholarships – Twenty-six private schools received more than \$1.0 million in low-income corporate scholarships in FY2022. Torah Day School of Phoenix received the largest number of low-income corporate scholarships totaling 968 while Bella Vista College Preparatory School had the largest average low-income corporate scholarship of \$14,408.



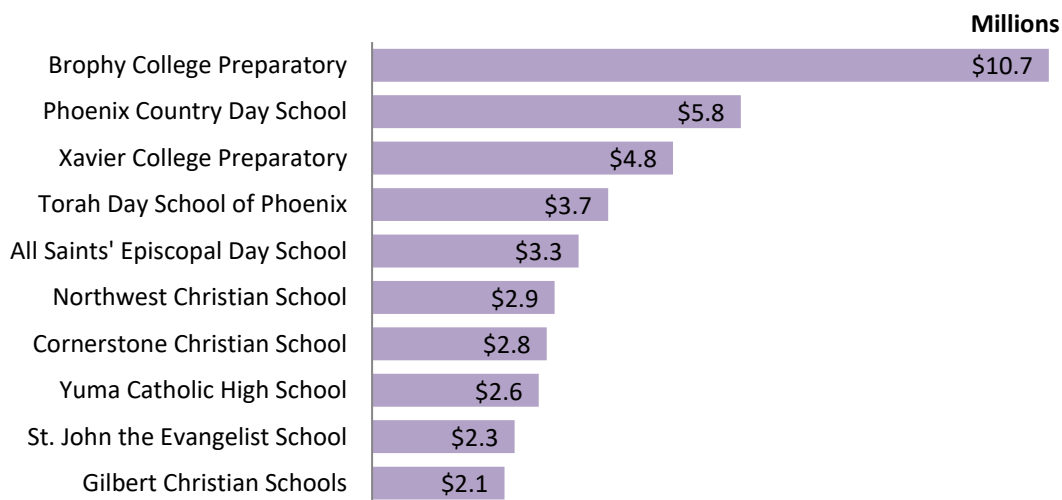
Disabled/Displaced Corporate Scholarships – One private school received more than \$1.0 million in disabled/displaced corporate scholarships in FY2022. New Way Learning Academy received the largest number of disabled/displaced corporate scholarships totaling 115 while Intermountain Academy had the largest average disabled/displaced corporate scholarship of \$25,424.

Top 10 Private Schools by Total Average Scholarship in FY2022



Total Average Scholarships – The FY2022 total overall average scholarship for all credit programs was \$2,222. Five private schools received scholarships from one or more of the credit programs that provided an overall average scholarship greater than \$10,000.

Top 10 Private Schools with Future Reserved Scholarships in FY2022



Future Reserved Scholarships for All Credit Programs – In FY2022 STOs reported future reserved scholarships for students attending 310 private schools. Those students who have not identified a private school to the STO at the time of the report (scholarships for new applicants reserved for following academic year or students that will be transitioning to a different school) are included in the “Data not provided” category. Thirty-five private schools were reported by STOs to have students with future reserved scholarships greater than \$1 million from one or more of the credit programs. Northwest Christian School has the largest number of students with future reserved scholarships at 1,241. It should be noted that a portion of the reserved future year awards reported by STOs may be for scholarships to be awarded in the upcoming academic year.

Table 12
FY2022 Scholarships by Private School

	FY22 Scholarships									Future Reserved Scholarships									
	Original Individual		Switcher Individual		Low-Income Corporate		Disabled/Displaced Corporate		Total Average Scholarship	Original Individual		Switcher Individual		Low-Income Corporate		Disabled/Displaced Corporate		Sum of All Future Reserved	
	Number	\$ Amount	Number	\$ Amount	Number	\$ Amount	Number	\$ Amount		Number	\$ Amount	Number	\$ Amount	Number	\$ Amount	Number	\$ Amount	Number	\$ Amount
Private School																			
2nd Street Children's School	9	\$35,880	9	\$18,736	2	\$2,100	0	\$0	\$2,836	3	\$8,033	2	\$4,977	0	\$0	0	\$0	5	\$13,011
91st Psalm Christian School	80	\$116,513	59	\$52,342	23	\$57,735	2	\$1,250	\$1,389	15	\$47,010	12	\$24,132	15	\$127,650	0	\$0	42	\$198,792
Accelerated Learning Lab/Green Fields	0	\$0	0	\$0	0	\$0	0	\$0	\$0	6	\$7,040	6	\$3,910	0	\$0	0	\$0	12	\$10,950
Ace Academy	12	\$7,357	8	\$4,583	0	\$0	0	\$0	\$597	0	\$0	0	\$0	0	\$0	0	\$0	0	\$0
ACES (Austin Centers for Exceptional Students)	3	\$9,150	3	\$1,500	0	\$0	0	\$0	\$1,775	1	\$4,514	0	\$0	0	\$0	0	\$0	1	\$4,514
Acton Academy	13	\$21,633	14	\$18,845	2	\$11,400	0	\$0	\$1,789	1	\$1,362	2	\$358	0	\$0	0	\$0	3	\$1,720
Adobe Adventist Christian School	6	\$12,989	2	\$7,288	11	\$52,600	0	\$0	\$3,836	1	\$570	1	\$1,375	2	\$17,400	0	\$0	4	\$19,345
Adobe Montessori	1	\$1,123	1	\$1,117	0	\$0	0	\$0	\$1,120	1	\$1,123	1	\$1,117	0	\$0	0	\$0	2	\$2,240
Agnus Dei Academy	0	\$0	0	\$0	0	\$0	0	\$0	\$0	3	\$6,332	3	\$4,916	0	\$0	0	\$0	6	\$11,248
Ahwatukee Foothills Montessori	7	\$44,807	7	\$25,221	0	\$0	0	\$0	\$5,002	3	\$21,023	2	\$19,751	0	\$0	0	\$0	5	\$40,773
Aldea Montessori	6	\$14,335	8	\$11,110	3	\$12,900	0	\$0	\$2,256	0	\$0	0	\$0	0	\$0	0	\$0	0	\$0
Aleph Bet Kindergarten	9	\$51,750	14	\$126,700	22	\$66,710	0	\$0	\$5,448	0	\$0	0	\$0	9	\$27,000	0	\$0	9	\$27,000
All Saints Catholic School (Our Lady of the Mountains)	56	\$111,311	20	\$30,979	45	\$158,324	3	\$1,750	\$2,438	0	\$0	45	\$77,114	0	\$0	0	\$0	45	\$77,114
All Saints' Episcopal Day School	199	\$576,645	162	\$412,529	197	\$892,012	0	\$0	\$3,371	21	\$44,285	14	\$36,902	106	\$3,182,200	0	\$0	141	\$3,263,388
Ambassador Christian Academy	51	\$69,273	62	\$48,425	101	\$289,286	3	\$2,250	\$1,886	18	\$58,576	21	\$25,517	6	\$16,866	0	\$0	45	\$100,960
American Family Education	40	\$57,243	47	\$58,335	27	\$135,112	0	\$0	\$2,199	2	\$438	0	\$0	0	\$0	0	\$0	2	\$438
American Indian Christian School	28	\$63,659	25	\$41,025	0	\$0	0	\$0	\$1,975	7	\$4,044	0	\$0	0	\$0	0	\$0	7	\$4,044
Annunciation Catholic School	186	\$305,084	179	\$233,221	129	\$450,544	6	\$15,538	\$2,009	52	\$114,851	50	\$90,684	37	\$26,476	1	\$3,950	140	\$235,961
Apache Baptist Academy	26	\$13,284	21	\$8,915	15	\$10,140	0	\$0	\$522	0	\$0	2	\$622	0	\$0	0	\$0	2	\$622
Apostolic Faith Center Christian Academy	1	\$1,500	0	\$0	5	\$13,500	0	\$0	\$2,500	0	\$0	0	\$0	4	\$12,000	0	\$0	4	\$12,000
Arcadia Montessori	2	\$4,855	2	\$4,245	0	\$0	0	\$0	\$2,275	3	\$4,313	2	\$1,687	0	\$0	0	\$0	5	\$6,000
Arizona Behavior & Autism	2	\$16,000	2	\$10,600	2	\$600	3	\$3,000	\$3,356	0	\$0	0	\$0	0	\$0	0	\$0	0	\$0
Arizona Christian Academy-was Joyful Beginnings	0	\$0	0	\$0	0	\$0	0	\$0	\$0	1	\$3,239	1	\$2,000	0	\$0	0	\$0	2	\$5,239
Arizona Cultural Academy	210	\$378,128	205	\$223,460	251	\$1,082,500	0	\$0	\$2,529	128	\$233,000	99	\$148,186	15	\$22,650	0	\$0	242	\$403,836
Arizona Lutheran Academy	197	\$516,672	158	\$318,170	164	\$547,213	3	\$6,011	\$2,659	36	\$123,562	23	\$44,668	102	\$583,200	0	\$0	161	\$751,429
Arrowhead Christian Academy	201	\$232,911	149	\$127,090	134	\$352,674	1	\$500	\$1,470	46	\$44,383	44	\$36,862	54	\$1,300,150	0	\$0	144	\$1,381,395
Arrowhead Montessori School	30	\$85,972	43	\$136,617	12	\$53,205	0	\$0	\$3,245	2	\$1,246	2	\$584	0	\$0	0	\$0	4	\$1,830
Ascension Lutheran School	11	\$46,334	10	\$23,152	0	\$0	0	\$0	\$3,309	4	\$3,013	4	\$4,217	0	\$0	0	\$0	8	\$7,230
Atonement Lutheran School	62	\$103,221	56	\$69,970	40	\$60,130	3	\$1,020	\$1,456	3	\$1,756	2	\$1,115	1	\$3,000	0	\$0	6	\$5,870
Autism Academy for Education & Development	5	\$13,423	10	\$4,751	15	\$36,000	7	\$168,731	\$6,024	13	\$34,794	12	\$28,543	0	\$0	0	\$0	25	\$63,338
Awakening Seed School	25	\$85,285	26	\$64,715	2	\$11,400	2	\$4,375	\$3,014	10	\$22,899	8	\$13,035	0	\$0	0	\$0	18	\$35,934
AZ Aspire Academy	6	\$29,300	4	\$5,031	3	\$15,500	2	\$2,500	\$3,489	0	\$0	1	\$1,060	1	\$2,500	1	\$2,000	3	\$5,560
Banner Children's Academy	5	\$64,564	5	\$16,505	4	\$32,800	5	\$22,689	\$7,187	3	\$5,727	0	\$0	2	\$30,800	0	\$0	5	\$36,527
Bayer Private School	36	\$77,889	32	\$71,601	9	\$44,100	0	\$0	\$2,514	14	\$21,030	8	\$18,800	10	\$53,200	0	\$0	32	\$93,030
Beautiful Savior Academy	15	\$24,537	15	\$15,109	1	\$3,650	0	\$0	\$1,397	4	\$2,091	1	\$770	0	\$0	0	\$0	5	\$2,861
Beis Chana High School of Arizona	0	\$0	0	\$0	1	\$250	0	\$0	\$250	0	\$0	0	\$0	0	\$0	0	\$0	0	\$0
Believe I Can Academy	1	\$4,850	1	\$3,143	0	\$0	0	\$0	\$3,996	0	\$0	0	\$0	0	\$0	0	\$0	0	\$0
Bella Montessori School	4	\$3,760	4	\$8,040	1	\$5,700	0	\$0	\$1,944	0	\$0	0	\$0	0	\$0	0	\$0	0	\$0
Bella Vista College Preparatory School	3	\$8,070	4	\$9,630	36	\$518,700	0	\$0	\$12,474	0	\$0	0	\$0	0	\$0	0	\$0	0	\$0
Berean Christian School	11	\$17,519	12	\$9,455	1	\$2,800	0	\$0	\$1,241	0	\$0	2	\$319	0	\$0	0	\$0	2	\$319
Bethany Christian School	0	\$0	0	\$0	0	\$0	0	\$0	\$0	5	\$2,248	1	\$158	0	\$0	0	\$0	6	\$2,406
Black Mountain Science Academy	8	\$18,681	8	\$21,190	2	\$1,000	0	\$0	\$2,271	3	\$2,404	2	\$1,246	0	\$0	0	\$0	5	\$3,650
Blessed Beginnings of Oro Valley	9	\$16,946	12	\$15,384	0	\$0	0	\$0	\$1,540	3	\$3,525	1	\$122	0	\$0	0	\$0	4	\$3,648
Blessed Sacrament Kindergarten	10	\$29,208	10	\$25,419	1	\$5,700	1	\$1,000	\$2,788	7	\$30,845	8	\$21,213	6	\$10,896	0	\$0	21	\$62,954
Bourgade Catholic High School	448	\$488,438	416	\$555,297	899	\$1,870,288	31	\$83,746	\$1,671	354	\$355,291	312	\$304,857	277	\$1,161,080	12	\$43,580	955	\$1,864,808
Breakthrough Academy	1	\$1,000	1	\$4,645	0	\$0	0	\$0	\$2,823	0	\$0	0	\$0	0	\$0	0	\$0	0	\$0
Bridge Christian Academy	0	\$0	0	\$0	0	\$0	0	\$0	\$0	1	\$495	0	\$0	0	\$0	0	\$0	1	\$495
Brightmont Academy	16	\$108,859	13	\$79,931	5	\$27,295	2	\$6,968	\$6,196	1	\$600	1	\$2,500	0	\$0	0	\$0	2	\$3,100
Brophy College Preparatory	700	\$2,612,325	404	\$1,252,346	409	\$2,400,925	1	\$1,000	\$4,139	339	\$3,359,771	210	\$1,495,037	313	\$5,836,976	0	\$0	862	\$10,691,784
Calvary Chapel Christian Academy	0	\$0	0	\$0	0	\$0	0	\$0	\$0	2	\$4,781	0	\$0	0	\$0	0	\$0	2	\$4,781
Calvary Chapel Christian School	180	\$382,921	161	\$198,688	110	\$271,916	6	\$4,500	\$1,878	45	\$58,698	28	\$36,257	31	\$220,700	0	\$0	104	\$315,655
Calvary Christian Academy	206	\$486,239	175	\$303,168	30	\$62,436	0	\$0	\$2,073	104	\$247,367	62	\$104,285	0	\$0	0	\$0	166	\$351,652
Calvary Christian Academy-Globe	6	\$8,246	2	\$10,768	0	\$0	0	\$0	\$2,377	0	\$0	0	\$0	0	\$0	0	\$0	0	\$0
Camelback Desert School	4	\$4,738	2	\$1,985	2	\$2,600	0	\$0	\$1,165	0	\$0	0	\$0	0	\$0	0	\$0	0	\$0
Camp Verde United Christian School	63	\$94,223	75	\$53,238	105	\$204,123	0	\$0	\$1,447	69	\$136,773	43	\$63,937	0	\$0	0	\$0	112	\$200,709
Carden Christian Academy Central	20	\$30,287	17	\$16,998	14	\$21,910	2	\$1,500	\$1,334	7	\$6,279	6	\$4,837	1	\$5,800	0	\$0	14	\$16,916
Carefree Christian Academy	28	\$73,945	23	\$43,467	10	\$24,375	0	\$0	\$2,324	1	\$1,358	1	\$1,073	6	\$9,750	0	\$0	8	\$12,180
Caritas Academy	51	\$126,844	52	\$105,473	2	\$5,500	0	\$0	\$2,265	23	\$87,708	15	\$25,765	2	\$5,500	0	\$0	40	\$118,973
Casa del Nino Bilingual Montessori School	5	\$8,581	2	\$2,330	1	\$5,700	0	\$0	\$2,076	1	\$1,462	0	\$0	0	\$0	0	\$0	1	\$1,462
Casa Ninos School of Montessori	5	\$2,987	2	\$1,834	0	\$0	0	\$0	\$689	0	\$0	0	\$0	0	\$0	0	\$0	0	\$0
Casas Christian School	286	\$636,185	254	\$376,566	249	\$574,754	43	\$113,517	\$2,044	144	\$334,040	132	\$236,407	6	\$11,000	0	\$0	282	\$581,447
Castlehill Country Day School	48	\$134,014	57	\$127,726	24	\$118,670	1	\$5	\$2,926	5	\$18,575	5	\$25,611	0	\$0	0	\$0	10	\$44,187

Table 12
FY2022 Scholarships by Private School

	FY22 Scholarships									Future Reserved Scholarships									
	Original Individual		Switcher Individual		Low-Income Corporate		Disabled/Displaced Corporate		Total Average Scholarship	Original Individual		Switcher Individual		Low-Income Corporate		Disabled/Displaced Corporate		Sum of All Future Reserved	
	Number	\$ Amount	Number	\$ Amount	Number	\$ Amount	Number	\$ Amount		Number	\$ Amount	Number	\$ Amount	Number	\$ Amount	Number	\$ Amount	Number	\$ Amount
Private School	Number	\$ Amount	Number	\$ Amount	Number	\$ Amount	Number	\$ Amount	Scholarship	Number	\$ Amount	Number	\$ Amount	Number	\$ Amount	Number	\$ Amount	Number	\$ Amount
Christ Church School	25	\$71,005	27	\$52,813	5	\$28,500	0	\$0	\$2,672	6	\$2,835	7	\$4,225	11	\$196,400	0	\$0	24	\$203,461
Christ Lutheran School	310	\$688,074	275	\$606,699	28	\$60,832	0	\$0	\$2,211	72	\$109,143	48	\$58,011	3	\$3,000	0	\$0	123	\$170,153
Christ the King Catholic School	116	\$186,700	95	\$128,310	101	\$345,920	7	\$11,850	\$2,109	83	\$116,929	55	\$106,286	67	\$516,038	8	\$21,055	213	\$760,308
Christ's Greenfield Lutheran School	265	\$661,461	247	\$510,636	171	\$511,479	11	\$6,550	\$2,435	79	\$273,799	61	\$105,643	0	\$0	1	\$2,000	141	\$381,442
Climbing Tree Community School	4	\$11,183	4	\$6,627	0	\$0	0	\$0	\$2,226	2	\$4,793	2	\$5,610	0	\$0	0	\$0	4	\$10,403
Cochise SDA Christian School	18	\$10,700	6	\$4,698	5	\$28,000	0	\$0	\$1,496	0	\$0	0	\$0	4	\$46,400	0	\$0	4	\$46,400
Community Montessori	8	\$33,870	12	\$44,062	0	\$0	0	\$0	\$3,897	0	\$0	0	\$0	0	\$0	0	\$0	0	\$0
Community Montessori of Bisbee	13	\$12,630	8	\$9,111	4	\$8,520	1	\$1,000	\$1,202	1	\$184	0	\$0	2	\$17,400	0	\$0	3	\$17,584
Compassion Christian Academy	14	\$11,755	9	\$13,405	4	\$12,700	0	\$0	\$1,402	4	\$2,535	3	\$371	2	\$23,200	0	\$0	9	\$26,107
Cornerstone Christian School	826	\$2,043,693	684	\$1,404,885	513	\$1,818,162	30	\$41,591	\$2,586	343	\$1,356,997	265	\$600,851	181	\$801,182	0	\$0	789	\$2,759,030
Coronado Baptist School	4	\$1,469	6	\$1,676	0	\$0	0	\$0	\$315	0	\$0	0	\$0	0	\$0	0	\$0	0	\$0
Covenant Child Care Center	3	\$12,111	3	\$9,535	0	\$0	0	\$0	\$3,608	0	\$0	0	\$0	0	\$0	0	\$0	0	\$0
Creation School	53	\$106,763	50	\$64,600	9	\$15,545	0	\$0	\$1,669	11	\$13,735	6	\$9,118	0	\$0	0	\$0	17	\$22,853
Creative Castle Preschool & Kindergarten	27	\$60,454	26	\$51,111	0	\$0	0	\$0	\$2,105	3	\$2,898	9	\$9,662	0	\$0	0	\$0	12	\$12,560
Creo School	73	\$149,883	75	\$153,981	63	\$285,125	0	\$0	\$2,791	8	\$85,041	6	\$25,854	0	\$0	0	\$0	14	\$110,895
Cross Christian Academy	21	\$33,124	12	\$17,946	7	\$31,550	0	\$0	\$2,066	6	\$2,860	4	\$2,384	5	\$41,350	0	\$0	15	\$46,594
Cross of Glory Lutheran Elementary School	68	\$146,066	54	\$81,745	1	\$770	0	\$0	\$1,858	10	\$23,908	10	\$17,672	0	\$0	0	\$0	20	\$41,580
Cross Roads Preschool & Kindergarten	2	\$4,025	2	\$1,664	0	\$0	0	\$0	\$1,422	1	\$1,084	1	\$531	0	\$0	0	\$0	2	\$1,615
Cupertino Learning Academy	0	\$0	0	\$0	0	\$0	0	\$0	\$0	0	\$0	1	\$260	0	\$0	0	\$0	1	\$260
Dayspring Kindergarten	18	\$72,019	11	\$43,690	0	\$0	0	\$0	\$3,990	10	\$12,380	8	\$8,522	0	\$0	0	\$0	18	\$20,902
Desert Christian Schools	402	\$824,512	347	\$496,846	263	\$629,843	31	\$53,070	\$1,922	148	\$789,226	137	\$359,107	17	\$82,500	0	\$0	302	\$1,230,833
Desert Foothills Lutheran Preschool	1	\$1,100	3	\$1,035	6	\$16,000	0	\$0	\$1,814	0	\$0	0	\$0	0	\$0	0	\$0	0	\$0
Desert Garden Montessori	96	\$217,526	89	\$159,520	94	\$339,504	0	\$0	\$2,568	3	\$23,424	3	\$13,858	0	\$0	0	\$0	6	\$37,282
Desert Jewish Academy	32	\$79,957	31	\$56,892	8	\$28,760	0	\$0	\$2,333	1	\$450	0	\$0	0	\$0	0	\$0	1	\$450
Desert Shadows Montessori	0	\$0	5	\$27,074	0	\$0	0	\$0	\$5,415	0	\$0	0	\$0	0	\$0	0	\$0	0	\$0
Desert Sky Montessori School	3	\$13,109	3	\$10,676	0	\$0	0	\$0	\$3,964	0	\$0	0	\$0	0	\$0	0	\$0	0	\$0
Desert Sun Child Development Center	26	\$67,655	23	\$31,380	2	\$750	0	\$0	\$1,957	10	\$13,296	5	\$7,905	0	\$0	0	\$0	15	\$21,201
Desert Valley Christian School	0	\$0	0	\$0	0	\$0	0	\$0	\$0	0	\$0	0	\$0	0	\$0	0	\$0	0	\$0
Desert View Learning Center	19	\$55,663	28	\$52,090	1	\$100	0	\$0	\$2,247	12	\$30,044	10	\$26,452	0	\$0	0	\$0	22	\$56,496
Desert Voices Oral Learning Center	6	\$42,078	5	\$38,939	2	\$11,400	1	\$8,604	\$7,216	0	\$0	0	\$0	0	\$0	0	\$0	0	\$0
Dobson Montessori School	53	\$70,515	27	\$48,481	17	\$50,250	2	\$1,250	\$1,722	12	\$11,419	6	\$6,208	4	\$25,150	0	\$0	22	\$42,777
Dream City Christian School	350	\$486,343	280	\$263,830	587	\$1,413,662	23	\$20,792	\$1,762	103	\$130,394	43	\$33,696	52	\$215,945	2	\$5,400	200	\$385,435
Dynamite Montessori School	15	\$42,745	9	\$20,825	1	\$1,000	0	\$0	\$2,583	8	\$10,940	5	\$7,865	0	\$0	0	\$0	13	\$18,805
East Fork Lutheran School	6	\$21,004	4	\$8,363	4	\$11,520	0	\$0	\$2,920	5	\$3,632	5	\$3,914	0	\$0	0	\$0	10	\$7,546
East Valley Acton Academy	4	\$4,610	2	\$6,985	8	\$23,681	0	\$0	\$2,520	0	\$0	0	\$0	0	\$0	0	\$0	0	\$0
El Dorado Private School	0	\$0	0	\$0	0	\$0	0	\$0	\$0	1	\$1,781	0	\$0	0	\$0	0	\$0	1	\$1,781
Emmanuel Christian Academy	124	\$172,527	98	\$79,555	124	\$391,807	0	\$0	\$1,861	31	\$48,445	22	\$23,851	48	\$513,750	0	\$0	101	\$586,046
Emmanuel Lutheran School	88	\$130,694	85	\$114,543	47	\$109,985	3	\$2,250	\$1,603	26	\$62,603	18	\$25,447	17	\$206,800	0	\$0	61	\$294,850
Emmaus Lutheran School	48	\$62,796	46	\$53,836	14	\$34,360	0	\$0	\$1,398	6	\$14,327	2	\$2,294	0	\$0	0	\$0	8	\$16,621
EPIC Center for Learning School	4	\$16,160	3	\$13,957	2	\$3,350	0	\$0	\$3,719	3	\$16,010	3	\$8,231	0	\$0	0	\$0	6	\$24,241
Faith Christian Academy	21	\$30,408	31	\$36,574	22	\$51,666	2	\$1,400	\$1,580	7	\$11,875	7	\$6,062	9	\$103,225	0	\$0	23	\$121,162
Faith Christian School	120	\$236,294	100	\$127,655	56	\$80,848	1	\$500	\$1,608	23	\$54,000	15	\$25,599	10	\$25,000	0	\$0	48	\$104,598
Faith Community Academy	66	\$102,965	74	\$50,208	48	\$201,380	4	\$3,750	\$1,866	33	\$67,901	26	\$34,360	15	\$171,200	0	\$0	74	\$273,461
Faith Lutheran School	65	\$102,253	61	\$63,242	57	\$126,898	8	\$4,500	\$1,554	19	\$28,003	18	\$12,088	4	\$58,900	0	\$0	41	\$98,991
Family Life Academy	69	\$86,858	70	\$53,637	72	\$141,029	4	\$3,000	\$1,323	32	\$46,203	30	\$18,607	0	\$0	0	\$0	62	\$64,810
Family of Christ Learning Center	7	\$20,245	8	\$17,483	0	\$0	0	\$0	\$2,515	3	\$2,704	2	\$772	0	\$0	0	\$0	5	\$3,476
First Baptist Christian Academy	120	\$150,427	59	\$63,983	13	\$52,240	0	\$0	\$1,389	57	\$104,281	43	\$67,393	8	\$94,700	0	\$0	108	\$266,373
First Southern Christian School	20	\$30,750	16	\$10,329	27	\$113,715	0	\$0	\$2,457	7	\$1,630	14	\$2,671	16	\$187,050	0	\$0	37	\$191,351
Flagstaff Academy	0	\$0	7	\$11,218	7	\$28,000	0	\$0	\$2,801	0	\$0	0	\$0	0	\$0	0	\$0	0	\$0
Flagstaff Community Christian School	285	\$411,629	318	\$263,972	250	\$893,675	25	\$21,520	\$1,812	93	\$107,206	64	\$74,947	10	\$8,600	0	\$0	167	\$190,752
Florence Baptist Academy	1	\$440	0	\$0	0	\$0	1	\$20	\$230	0	\$0	2	\$582	0	\$0	0	\$0	2	\$582
Foundation for Blind Children	26	\$206,995	12	\$75,732	6	\$25,925	17	\$145,220	\$7,441	4	\$23,952	1	\$6,250	0	\$0	0	\$0	5	\$30,202
Fourteen Six Christian Academy	45	\$48,227	30	\$23,032	22	\$41,714	0	\$0	\$1,165	6	\$1,803	1	\$1,139	9	\$110,200	0	\$0	16	\$113,143
Freedom Baptist Academy	91	\$89,081	52	\$48,988	98	\$419,410	0	\$0	\$2,313	13	\$16,709	7	\$12,062	2	\$19,250	0	\$0	22	\$48,021
Freedom Christian Academy	0	\$0	0	\$0	0	\$0	0	\$0	\$0	2	\$268	0	\$0	0	\$0	0	\$0	2	\$268
Fusion Academy	5	\$53,898	5	\$93,896	1	\$5,700	1	\$4,943	\$13,203	0	\$0	0	\$0	0	\$0	0	\$0	0	\$0
Gary K. Herberger Young Scholar's Academy	55	\$177,946	62	\$166,839	33	\$134,365	2	\$3,750	\$3,177	15	\$34,079	19	\$40,216	4	\$23,600	2	\$2,005	40	\$99,900
Gateway Academy	0	\$0	2	\$5,849	0	\$0	5	\$33,741	\$5,656	10	\$3,901	4	\$2,926	0	\$0	0	\$0	14	\$6,827
Gateway Baptist Academy	48	\$30,025	45	\$24,932	37	\$73,952	0	\$0	\$992	10	\$3,126	1	\$25	4	\$46,400	0	\$0	15	\$49,551
Gethsemane Christian Academy	21	\$42,890	20	\$27,302	1	\$5,900	0	\$0	\$1,812	7	\$15,175	7	\$3,6,						

Table 12
FY2022 Scholarships by Private School

Private School	FY22 Scholarships								Future Reserved Scholarships										
	Original Individual		Switcher Individual		Low-Income Corporate		Disabled/Displaced Corporate		Total Average Scholarship	Original Individual		Switcher Individual		Low-Income Corporate		Disabled/Displaced Corporate		Sum of All Future Reserved	
	Number	\$ Amount	Number	\$ Amount	Number	\$ Amount	Number	\$ Amount		Number	\$ Amount	Number	\$ Amount	Number	\$ Amount	Number	\$ Amount	Number	\$ Amount
Grace Fellowship Academy	78	\$156,843	61	\$109,579	16	\$53,528	4	\$1,100	\$2,019	26	\$45,425	13	\$12,576	1	\$8,700	0	\$0	40	\$66,701
Grace Lutheran School	61	\$101,110	51	\$62,881	36	\$167,403	0	\$0	\$2,239	19	\$19,155	14	\$13,133	18	\$197,650	0	\$0	51	\$229,938
Grace Montessori School	0	\$0	0	\$0	1	\$200	0	\$0	\$200	1	\$2,197	1	\$2,185	0	\$0	0	\$0	2	\$4,382
GracePointe Christian Academy (Chapel in the Hills)	8	\$12,881	6	\$6,549	10	\$30,055	0	\$0	\$2,062	2	\$3,728	2	\$1,504	8	\$59,450	0	\$0	12	\$64,681
Green Fields Country Day School	1	\$94	0	\$0	0	\$0	0	\$0	\$94	0	\$0	0	\$0	0	\$0	0	\$0	0	\$0
Greenhouse Montessori School	12	\$43,813	14	\$34,725	2	\$5,750	0	\$0	\$3,010	0	\$0	0	\$0	0	\$0	0	\$0	0	\$0
Guidepost Montessori at North Scottsdale	7	\$23,150	6	\$27,466	1	\$1,500	2	\$1,750	\$3,367	6	\$5,338	3	\$3,796	0	\$0	0	\$0	9	\$9,134
Guiding Light Christian Educational Center (GLCP)	9	\$17,616	11	\$13,543	0	\$0	1	\$500	\$1,508	4	\$3,800	4	\$4,801	0	\$0	0	\$0	8	\$8,601
Hand in Hand Christian School	3	\$2,640	7	\$8,336	1	\$2,830	0	\$0	\$1,255	1	\$1,195	1	\$1,189	0	\$0	0	\$0	2	\$2,384
Heart Cry Christian Academy	10	\$12,524	14	\$5,902	0	\$0	0	\$0	\$768	2	\$493	1	\$229	4	\$12,000	0	\$0	7	\$12,722
Heartwood Montessori	6	\$42,825	6	\$16,717	7	\$23,350	0	\$0	\$4,363	0	\$0	0	\$0	0	\$0	0	\$0	0	\$0
Heichaltzu	3	\$1,500	7	\$2,021	23	\$40,148	0	\$0	\$1,323	0	\$0	0	\$0	0	\$0	0	\$0	0	\$0
Heritage Montessori	0	\$0	4	\$2,000	0	\$0	0	\$0	\$500	0	\$0	0	\$0	0	\$0	0	\$0	0	\$0
Highlands Latin School	7	\$6,306	6	\$3,374	0	\$0	0	\$0	\$745	1	\$1,091	2	\$2,011	0	\$0	0	\$0	3	\$3,102
Holbrook Adventist Indian School	43	\$28,916	0	\$0	3	\$15,900	0	\$0	\$974	0	\$0	0	\$0	2	\$8,700	0	\$0	2	\$8,700
Holy Cross Evangelical Lutheran School	5	\$7,334	2	\$4,155	0	\$0	0	\$0	\$1,641	0	\$0	1	\$20	0	\$0	0	\$0	1	\$20
Holy Family Academy	40	\$75,840	20	\$37,694	51	\$100,540	2	\$1,364	\$1,907	5	\$17,559	5	\$12,836	0	\$0	0	\$0	10	\$30,395
Hope Academy for Autism	0	\$0	1	\$1,061	5	\$22,760	6	\$65,332	\$7,429	0	\$0	0	\$0	0	\$0	0	\$0	0	\$0
HOPE Christian Academy	77	\$156,071	106	\$110,577	10	\$28,300	1	\$125	\$1,521	27	\$87,114	17	\$54,062	0	\$0	0	\$0	44	\$141,176
Ignite Learning Academy	8	\$8,750	6	\$12,595	2	\$100	2	\$2,000	\$1,302	1	\$18,900	1	\$2,234	0	\$0	0	\$0	2	\$21,133
Imago Dei Middle School	147	\$523,272	130	\$374,060	150	\$887,766	0	\$0	\$4,181	0	\$0	0	\$0	0	\$0	0	\$0	0	\$0
Immaculate Conception Catholic School	151	\$131,970	162	\$110,156	293	\$648,233	0	\$0	\$1,469	0	\$0	23	\$23,851	2	\$23,200	0	\$0	25	\$47,051
Immaculate Conception School	112	\$210,173	111	\$115,810	284	\$583,597	24	\$69,782	\$1,844	136	\$244,750	110	\$108,903	165	\$416,820	2	\$4,970	413	\$775,443
Immaculate Heart Academy	44	\$93,575	31	\$44,003	33	\$49,067	0	\$0	\$1,728	0	\$0	0	\$0	0	\$0	0	\$0	0	\$0
Immaculate Heart High School	76	\$134,820	81	\$100,881	45	\$208,478	4	\$770	\$2,160	17	\$32,643	16	\$34,787	4	\$44,500	0	\$0	37	\$111,930
Immaculate Heart of Mary School	2	\$1,500	3	\$6,500	80	\$387,830	0	\$0	\$4,657	0	\$0	0	\$0	0	\$0	0	\$0	0	\$0
Inspire Kids Montessori	11	\$31,895	11	\$47,124	0	\$0	0	\$0	\$3,592	0	\$0	0	\$0	0	\$0	0	\$0	0	\$0
Integrative Learning Academy	1	\$2,164	0	\$0	0	\$0	0	\$0	\$2,164	2	\$1,272	0	\$0	0	\$0	0	\$0	2	\$1,272
Intermountain Academy	8	\$17,226	1	\$1,165	34	\$321,929	42	\$1,067,823	\$16,566	0	\$0	0	\$0	0	\$0	0	\$0	0	\$0
International School of Arizona	76	\$181,581	81	\$205,493	16	\$79,600	0	\$0	\$2,698	1	\$184	0	\$0	0	\$0	0	\$0	1	\$184
International School of Tucson	106	\$265,444	97	\$191,176	95	\$316,215	1	\$1,000	\$2,588	15	\$28,394	13	\$20,244	2	\$6,000	0	\$0	30	\$54,638
Ironwood Hill School	5	\$14,932	5	\$6,413	2	\$7,950	2	\$2,000	\$2,235	1	\$562	1	\$332	1	\$23,100	0	\$0	3	\$23,994
Jewell School	7	\$6,981	2	\$2,394	0	\$0	1	\$4,943	\$1,432	1	\$1,186	1	\$4,165	0	\$0	0	\$0	2	\$5,351
Joanne Todd Christian School	26	\$33,029	22	\$13,034	9	\$23,862	1	\$750	\$1,219	3	\$2,842	4	\$2,660	0	\$0	0	\$0	7	\$5,502
Journey School	6	\$17,822	6	\$13,516	1	\$50	0	\$0	\$2,415	1	\$4,193	1	\$108	0	\$0	0	\$0	2	\$4,301
Kindertots, the Preschool of Torah Day School	0	\$0	0	\$0	0	\$0	0	\$0	\$0	0	\$0	0	\$0	1	\$3,000	0	\$0	1	\$3,000
King of Glory Christian Academy	1	\$546	2	\$344	0	\$0	0	\$0	\$296	0	\$0	0	\$0	0	\$0	0	\$0	0	\$0
Kino Learning Center	28	\$50,475	17	\$25,666	10	\$19,975	2	\$755	\$1,699	3	\$2,173	2	\$1,662	1	\$4,200	0	\$0	6	\$8,035
Lamb's Gate Christian School	4	\$4,256	3	\$5,809	0	\$0	0	\$0	\$1,438	3	\$3,450	4	\$3,916	0	\$0	0	\$0	7	\$7,366
Lamplighters Chabad Day School of Tucson	2	\$4,855	10	\$68,445	16	\$91,200	0	\$0	\$5,875	0	\$0	0	\$0	0	\$0	0	\$0	0	\$0
Landmark Christian Academy	4	\$2,828	0	\$0	0	\$0	0	\$0	\$707	0	\$0	0	\$0	0	\$0	0	\$0	0	\$0
Latch School - ACCEL	29	\$53,362	14	\$14,443	26	\$146,725	13	\$226,809	\$5,382	1	\$484	0	\$0	0	\$0	0	\$0	1	\$484
Lauren's Institute for Education School (LIFE)	39	\$51,429	27	\$32,144	65	\$250,111	32	\$631,007	\$5,918	0	\$0	1	\$1,093	0	\$0	0	\$0	1	\$1,093
Legacy Academy	0	\$0	0	\$0	0	\$0	0	\$0	\$0	2	\$409	2	\$186	0	\$0	0	\$0	4	\$595
Lehi Montessori	15	\$14,886	12	\$8,200	17	\$20,040	2	\$10	\$938	4	\$2,453	3	\$1,780	0	\$0	0	\$0	7	\$4,234
Lexington Life Academy	4	\$2,394	0	\$0	18	\$64,680	34	\$458,543	\$9,386	1	\$774	1	\$1,052	0	\$0	0	\$0	2	\$1,826
Lexington Life Academy-Show Low	9	\$450	0	\$0	16	\$98,128	0	\$0	\$3,943	0	\$0	0	\$0	0	\$0	0	\$0	0	\$0
Liberty Baptist Christian Academy	0	\$0	0	\$0	0	\$0	0	\$0	\$0	2	\$1,527	1	\$1,166	0	\$0	0	\$0	3	\$2,693
Liberty Youth Academy	28	\$41,525	29	\$19,149	15	\$7,565	0	\$0	\$948	16	\$44,799	16	\$28,219	0	\$0	0	\$0	32	\$73,019
Life Christian Academy	35	\$62,627	34	\$45,807	1	\$1,777	0	\$0	\$1,574	7	\$11,807	6	\$2,906	0	\$0	0	\$0	13	\$14,713
Life Development Institute	1	\$297	0	\$0	0	\$0	0	\$0	\$297	0	\$0	0	\$0	0	\$0	0	\$0	0	\$0
Life Development Institute-Flagstaff	3	\$17,358	1	\$23,642	0	\$0	0	\$0	\$10,250	1	\$3,254	0	\$0	0	\$0	0	\$0	1	\$3,254
Light of Christ Christian Academy	5	\$16,428	6	\$11,861	1	\$5,900	0	\$0	\$2,849	2	\$8,680	1	\$2,607	0	\$0	0	\$0	3	\$11,288
Little Angels Montessori School	1	\$1,176	1	\$1,000	0	\$0	0	\$0	\$1,088	0	\$0	0	\$0	0	\$0	0	\$0	0	\$0
Logos Christian Academy	44	\$90,935	48	\$45,585	74	\$282,260	0	\$0	\$2,523	24	\$21,380	23	\$13,176	44	\$444,025	0	\$0	91	\$478,581
Loretto Catholic School	37	\$115,711	15	\$37,911	309	\$1,502,789	0	\$0	\$4,588	0	\$0	0	\$0	101	\$1,165,750	0	\$0	101	\$1,165,750
Lourdes Catholic School	93	\$129,215	38	\$59,708	0	\$0	0	\$0	\$1,442	4	\$7,359	3	\$12,495	40	\$505,425	0	\$0	47	\$525,279
Loyola Academy	0	\$0	66	\$540,045	66	\$365,085	0	\$0	\$6,857	0	\$0	56	\$904,800	56	\$684,400	0	\$0	112	\$1,589,200
Lumos Arts Academy	32	\$21,965	24	\$21,652	35	\$51,347	0	\$0	\$1,044	1	\$1,045	0	\$0	0	\$0	0	\$0	1	\$1,045
Mandarin Montessori Academy	0	\$0	0	\$0	0	\$0	0	\$0	\$0	1	\$1,123	1	\$1,117	0	\$0	0	\$0	2	\$2,240
Maranatha Christian Academy	4	\$4,044	4	\$4,800	25	\$105,068	0	\$0	\$3,452	2	\$2,411	1	\$1,117	19	\$130,400	0	\$0	22	\$133,928
Maricopa Village Christian School	4	\$6,895	1	\$3,880	3	\$16,800	0	\$0	\$3,447	0	\$0	0	\$0	0	\$0	0	\$0	0	\$0
Menachem Mendel Academy	4	\$28,913	14	\$150,857	11	\$49,250	2	\$3,600	\$7,504	0	\$0	0	\$0	0	\$0	0	\$0	0	\$0
Mesa Christian Academy	19	\$35,015	13	\$17,354	2	\$7,100	0	\$0	\$1,749	5	\$2,119	4	\$1,016	1	\$3,000	0	\$0	10	\$6,135
Montessori Center School	7	\$36,861	20	\$82,301	0	\$0	0	\$0	\$4,413	0	\$0	0	\$0	0	\$0	0	\$0	0	\$0
Montessori Children's Home	10	\$15,580	0	\$0	0	\$0	0	\$0	\$1,558	0	\$0	0	\$0	0	\$0	0	\$0	0	\$0
Montessori in the Park	37	\$61,563	40	\$97,895	31	\$160,677	0	\$0	\$2,964	1	\$246	1	\$344	0	\$0	0	\$0	2	\$590

Table 12
FY2022 Scholarships by Private School

Private School	FY22 Scholarships										Future Reserved Scholarships									
	Original Individual		Switcher Individual		Low-Income Corporate		Disabled/Displaced Corporate		Total Average Scholarship	Original Individual		Switcher Individual		Low-Income Corporate		Disabled/Displaced Corporate		Sum of All Future Reserved		
	Number	\$ Amount	Number	\$ Amount	Number	\$ Amount	Number	\$ Amount		Number	\$ Amount	Number	\$ Amount	Number	\$ Amount	Number	\$ Amount	Number	\$ Amount	
Most Holy Trinity Catholic School	80	\$63,337	58	\$42,209	258	\$683,615	2	\$3,620	\$1,992	77	\$68,662	56	\$39,940	121	\$464,440	3	\$4,870	257	\$577,912	
Mountain Christian School	85	\$121,095	82	\$64,272	79	\$262,777	2	\$1,000	\$1,811	43	\$94,838	34	\$39,481	11	\$141,100	0	\$0	88	\$275,419	
Native American Christian Academy	40	\$64,094	5	\$8,803	14	\$44,400	0	\$0	\$1,988	0	\$0	0	\$0	30	\$93,000	0	\$0	30	\$93,000	
Navajo Christian Preparatory Academy	56	\$168,024	44	\$79,074	0	\$0	0	\$0	\$2,471	1	\$1,248	0	\$0	0	\$0	0	\$0	1	\$1,248	
New Covenant Lutheran Preschool & Kindergarten	18	\$51,411	19	\$32,640	0	\$0	0	\$0	\$2,272	4	\$7,761	2	\$2,715	0	\$0	0	\$0	6	\$10,476	
New Vistas Center for Education	172	\$632,123	159	\$600,671	13	\$10,386	0	\$0	\$3,614	111	\$796,818	102	\$426,634	0	\$0	0	\$0	213	\$1,223,452	
New Way Learning Academy	160	\$548,798	105	\$382,094	138	\$646,537	115	\$459,338	\$3,932	49	\$160,997	26	\$85,363	6	\$24,600	43	\$165,880	124	\$436,840	
Nischmat Adin - Shalhevet	7	\$74,751	3	\$39,000	8	\$60,000	0	\$0	\$9,653	0	\$0	0	\$0	0	\$0	0	\$0	0	\$0	
Noah's Ark Preschool & Kindergarten	11	\$19,336	10	\$8,915	0	\$0	0	\$0	\$1,345	4	\$3,438	3	\$2,744	0	\$0	0	\$0	7	\$6,182	
Noor Academy of Arizona	63	\$101,132	40	\$80,000	70	\$173,242	0	\$0	\$2,048	0	\$0	0	\$0	25	\$303,500	0	\$0	25	\$303,500	
North Phoenix Baptist Kindergarten	11	\$32,452	10	\$19,223	0	\$0	0	\$0	\$2,461	4	\$3,986	6	\$10,315	0	\$0	0	\$0	10	\$14,301	
North Valley Christian Academy (Cross of Christ)	352	\$731,984	284	\$493,950	203	\$542,247	11	\$26,150	\$2,111	96	\$183,071	57	\$81,733	133	\$731,500	0	\$0	286	\$996,303	
Northland Christian School	155	\$140,942	135	\$68,969	90	\$275,915	0	\$0	\$1,278	31	\$28,059	27	\$29,626	22	\$345,400	0	\$0	80	\$403,085	
Northminster Christian School	7	\$27,170	8	\$11,360	2	\$200	0	\$0	\$2,278	2	\$2,616	5	\$3,546	0	\$0	0	\$0	7	\$6,163	
Northwest Christian School	1,456	\$2,742,219	1,236	\$1,922,155	762	\$1,221,325	12	\$8,500	\$1,701	605	\$1,324,612	472	\$685,135	164	\$873,345	0	\$0	1,241	\$2,883,091	
Notre Dame Preparatory	584	\$1,739,324	438	\$1,305,022	149	\$682,727	15	\$40,305	\$3,177	138	\$280,409	124	\$257,389	60	\$444,320	4	\$13,535	326	\$995,653	
Our Lady of Mt. Carmel School	257	\$422,679	223	\$273,777	140	\$185,491	9	\$8,599	\$1,416	233	\$452,709	194	\$357,309	100	\$211,062	2	\$4,540	529	\$1,025,620	
Our Lady of Perpetual Help Catholic School	309	\$385,206	242	\$244,809	640	\$1,541,159	12	\$18,584	\$1,820	220	\$275,286	163	\$142,548	324	\$1,155,205	8	\$12,680	715	\$1,585,719	
Our Lady of Sorrows Academy	64	\$78,716	33	\$26,397	161	\$197,400	0	\$0	\$1,173	32	\$19,359	22	\$11,174	23	\$65,291	0	\$0	77	\$95,824	
Our Lady of the Lake	92	\$184,527	54	\$63,739	0	\$0	4	\$13,736	\$1,747	38	\$53,284	37	\$56,834	32	\$43,680	1	\$2,160	108	\$155,958	
Our Lady of the Sun Academy	24	\$6,490	4	\$3,000	0	\$0	0	\$0	\$339	0	\$0	0	\$0	0	\$0	0	\$0	0	\$0	
Our Mother of Sorrows Catholic School	169	\$178,598	104	\$97,639	229	\$816,807	11	\$7,520	\$2,145	19	\$38,001	17	\$28,442	52	\$602,375	0	\$0	88	\$668,818	
Page Christian School	10	\$15,265	10	\$8,528	0	\$0	0	\$0	\$1,190	3	\$1,669	2	\$688	0	\$0	0	\$0	5	\$2,357	
Palm Valley Montessori	22	\$20,207	86	\$273,040	74	\$416,100	0	\$0	\$3,898	0	\$0	0	\$0	0	\$0	0	\$0	0	\$0	
Palms Christian School	0	\$0	0	\$0	4	\$2,600	0	\$0	\$650	0	\$0	0	\$0	0	\$0	0	\$0	0	\$0	
Paradigm Learning Microschools	1	\$1,067	0	\$0	0	\$0	0	\$0	\$1,067	0	\$0	0	\$0	0	\$0	0	\$0	0	\$0	
Paradise for Tots Christian Kindergarten	10	\$15,505	12	\$7,106	4	\$3,200	0	\$0	\$993	6	\$7,565	7	\$5,217	0	\$0	0	\$0	13	\$12,782	
Paradise Valley Christian Preparatory	240	\$414,332	211	\$278,863	197	\$360,600	12	\$6,125	\$1,606	54	\$83,753	43	\$48,368	7	\$25,500	3	\$3,800	107	\$161,421	
Pardes Jewish Day School	233	\$897,893	177	\$332,172	88	\$397,236	1	\$100	\$3,261	39	\$273,421	3	\$2,110	21	\$77,900	1	\$4,000	64	\$357,431	
PATH Academy at the Ranch	2	\$3,780	1	\$7,570	0	\$0	0	\$0	\$3,783	11	\$26,940	10	\$20,764	0	\$0	0	\$0	21	\$47,704	
Pathways School-Gilbert	25	\$41,467	25	\$40,615	43	\$153,663	22	\$48,704	\$2,473	1	\$8,159	4	\$9,348	2	\$2,500	2	\$3,000	9	\$23,007	
Pathways School-Tucson	10	\$13,778	10	\$6,467	11	\$12,850	0	\$0	\$1,068	2	\$1,353	0	\$0	0	\$0	0	\$0	2	\$1,353	
Payson Community Christian School	84	\$140,357	77	\$86,887	62	\$202,568	1	\$750	\$1,922	121	\$237,736	79	\$99,389	1	\$500	0	\$0	201	\$337,625	
Peace Academic Center	18	\$14,737	12	\$8,677	13	\$3,300	0	\$0	\$621	0	\$0	0	\$0	0	\$0	0	\$0	0	\$0	
Peridot Lutheran Elementary	12	\$13,729	7	\$8,229	0	\$0	0	\$0	\$1,156	0	\$0	0	\$0	0	\$0	0	\$0	0	\$0	
Phoenix Christian Preparatory Schools	447	\$564,657	320	\$186,652	867	\$2,821,757	29	\$21,209	\$2,161	126	\$120,447	61	\$39,988	128	\$1,017,807	1	\$500	316	\$1,178,742	
Phoenix Christian School K-8	0	\$0	99	\$168,492	0	\$0	1	\$500	\$1,690	33	\$135,734	23	\$57,423	0	\$0	0	\$0	56	\$193,157	
Phoenix Community Christian Preparatory School	0	\$0	7	\$6,000	0	\$0	0	\$0	\$857	0	\$0	0	\$0	0	\$0	0	\$0	0	\$0	
Phoenix Country Day School	281	\$728,527	251	\$602,467	373	\$1,943,406	0	\$0	\$3,618	32	\$104,591	30	\$195,372	226	\$5,525,865	0	\$0	288	\$5,825,828	
Phoenix Hebrew Academy	126	\$48,511	91	\$171,723	130	\$408,127	0	\$0	\$1,811	0	\$0	0	\$0	0	\$0	0	\$0	0	\$0	
Pilgrim Lutheran School	50	\$70,786	33	\$35,956	5	\$3,990	0	\$0	\$1,258	16	\$35,688	4	\$5,044	3	\$23,200	0	\$0	23	\$63,932	
Pleasantview Christian Elementary	5	\$5,585	3	\$2,106	3	\$11,220	0	\$0	\$1,719	1	\$612	2	\$566	0	\$0	0	\$0	3	\$1,177	
Prescott Adventist Christian School	36	\$38,737	21	\$19,984	14	\$27,000	1	\$500	\$1,198	0	\$0	0	\$0	1	\$21,200	0	\$0	1	\$21,200	
Primavera School	48	\$106,425	35	\$79,644	7	\$8,910	2	\$3,420	\$2,157	5	\$6,099	6	\$6,348	0	\$0	0	\$0	11	\$12,447	
Promiseland Christian Preschool	0	\$0	0	\$0	0	\$0	1	\$750	\$750	0	\$0	0	\$0	0	\$0	0	\$0	0	\$0	
PS Academy Arizona	14	\$49,544	11	\$27,767	14	\$70,600	19	\$103,438	\$4,334	1	\$360	0	\$0	7	\$36,200	6	\$23,410	14	\$59,970	
Quality Interactive Montessori	13	\$22,965	17	\$22,445	9	\$35,610	1	\$1,864	\$2,072	1	\$138	0	\$0	0	\$0	0	\$0	1	\$138	
Queen of All Saints	7	\$1,816	1	\$2,308	0	\$0	0	\$0	\$516	0	\$0	0	\$0	0	\$0	0	\$0	0	\$0	
Queen of Peace Catholic School	37	\$65,186	32	\$24,285	195	\$875,930	0	\$0	\$3,657	72	\$55,357	63	\$30,041	159	\$1,264,551	2	\$2,780	296	\$1,352,730	
Rahmah Academy	1	\$4,000	1	\$2,500	1	\$3,300	0	\$0	\$3,267	0	\$0	0	\$0	0	\$0	0	\$0	0	\$0	
Rancho Solano Schools	138	\$400,095	118	\$317,224	19	\$115,250	0	\$0	\$3,028	8	\$16,134	10	\$17,076	1	\$7,500	0	\$0	19	\$40,710	
Red Earth Waldorf Kindergarten and Preschool	2	\$1,360	9	\$4,041	10	\$14,190	0	\$0	\$933	0	\$0	0	\$0	4	\$4,500	0	\$0	4	\$4,500	
Red Mountain Montessori Academy	2	\$1,488	0	\$0	0	\$0	0	\$0	\$744	0	\$0	0	\$0	0	\$0	0	\$0	0	\$0	
Red Sands Christian School	13	\$9,295	10	\$3,037	34	\$171,595	9	\$5,735	\$2,874	4	\$530	4	\$568	10	\$112,100	0	\$0	18	\$113,198	
Redeemer Christian School (Stapley)	97	\$101,279	54	\$29,220	115	\$166,887	7	\$8,213	\$1,119	26	\$25,100	9	\$2,997	10	\$25,602	0	\$0	45	\$53,699	
Redeemer Lutheran School	106	\$239,664	92	\$156,130	40	\$68,710	0	\$0	\$1,952	27	\$49,750	16	\$26,491	2	\$11,600	0	\$0	45	\$87,841	
Regina Caeli Academy	29	\$28,252	39	\$26,846	0	\$0	0	\$0	\$810	17	\$24,726	13	\$18,006	0	\$0	0	\$0	30	\$42,732	
Renaissance Academy Tucson	2	\$10,041	2	\$4,270	1	\$2,830	1	\$750	\$2,982	0	\$0	0	\$0	0	\$0	0	\$0	0	\$0	
Resurrection Lutheran Child Development Center	11																			

Table 12
FY2022 Scholarships by Private School

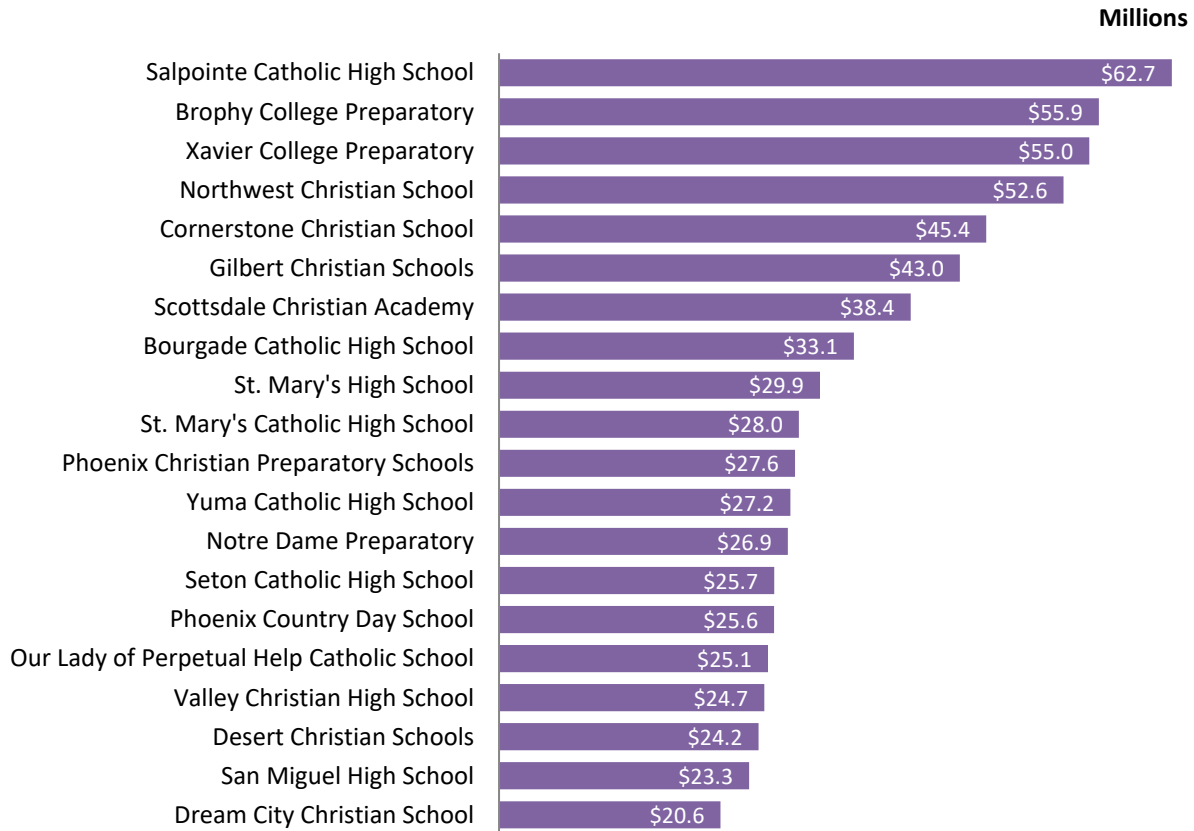
Private School	FY22 Scholarships									Future Reserved Scholarships									
	Original Individual		Switcher Individual		Low-Income Corporate		Disabled/Displaced Corporate		Total Average Scholarship	Original Individual		Switcher Individual		Low-Income Corporate		Disabled/Displaced Corporate		Sum of All Future Reserved	
	Number	\$ Amount	Number	\$ Amount	Number	\$ Amount	Number	\$ Amount		Number	\$ Amount	Number	\$ Amount	Number	\$ Amount	Number	\$ Amount	Number	\$ Amount
San Xavier Mission School	75	\$195,250	51	\$112,494	125	\$361,360	1	\$750	\$2,658	1	\$1,123	1	\$1,117	7	\$17,250	0	\$0	9	\$19,490
Santa Cruz Catholic School	42	\$123,221	36	\$72,245	277	\$621,322	2	\$1,250	\$2,291	3	\$6,199	4	\$2,082	40	\$108,350	0	\$0	47	\$116,631
Satori	8	\$30,874	7	\$15,362	4	\$17,068	0	\$0	\$3,332	2	\$4,177	2	\$7,408	0	\$0	0	\$0	4	\$11,585
Scottsdale Christian Academy	744	\$1,590,460	609	\$1,248,388	387	\$1,276,057	6	\$8,776	\$2,362	165	\$511,439	187	\$374,494	107	\$587,530	4	\$7,500	463	\$1,480,963
Sedona Village Learning Center School	2	\$1,450	2	\$1,000	5	\$11,000	0	\$0	\$1,494	0	\$0	0	\$0	0	\$0	0	\$0	0	\$0
Seton Catholic High School	536	\$1,186,963	366	\$573,499	387	\$634,941	13	\$33,949	\$1,866	327	\$618,806	256	\$457,082	120	\$627,071	20	\$88,600	723	\$1,791,560
Shade Tree Academy	1	\$2,995	1	\$1,090	4	\$24,600	1	\$750	\$4,205	0	\$0	0	\$0	0	\$0	0	\$0	0	\$0
Shearim Torah High School	47	\$65,015	43	\$81,135	81	\$276,375	5	\$3,750	\$2,422	4	\$12,000	3	\$9,000	13	\$139,500	0	\$0	20	\$160,500
Sheila's Christian Academy "Minds in Motion"	1	\$1,170	1	\$303	0	\$0	0	\$0	\$737	1	\$1,172	2	\$2,383	0	\$0	0	\$0	3	\$3,556
Shepherd of the Desert Lutheran School	0	\$0	0	\$0	0	\$0	0	\$0	\$0	3	\$1,340	2	\$970	0	\$0	0	\$0	5	\$2,310
Sino International Montessori School	0	\$0	1	\$4,800	0	\$0	0	\$0	\$4,800	0	\$0	0	\$0	0	\$0	0	\$0	0	\$0
Sonshine Christian School	20	\$16,770	20	\$6,856	20	\$69,144	1	\$500	\$1,529	1	\$575	1	\$1,085	13	\$150,800	0	\$0	15	\$152,460
Southwest Christian School	97	\$132,246	80	\$98,903	70	\$168,320	0	\$0	\$1,617	30	\$71,459	28	\$45,194	8	\$70,050	0	\$0	66	\$186,703
Spirit of Hope Montessori	4	\$13,198	2	\$980	0	\$0	0	\$0	\$2,363	0	\$0	0	\$0	0	\$0	0	\$0	0	\$0
Spondeo Preschool	1	\$5,337	1	\$3,209	0	\$0	0	\$0	\$4,273	0	\$0	0	\$0	0	\$0	0	\$0	0	\$0
Ss. Peter and Paul Catholic School	179	\$273,424	165	\$201,449	153	\$424,798	1	\$1,000	\$1,809	58	\$166,946	50	\$89,685	32	\$285,600	0	\$0	140	\$542,230
Ss. Simon and Jude School	321	\$378,801	291	\$322,989	753	\$1,440,365	21	\$34,548	\$1,570	291	\$323,778	252	\$169,029	363	\$908,123	1	\$500	907	\$1,401,430
St. Agnes Catholic School	97	\$72,535	86	\$52,364	182	\$407,123	3	\$4,963	\$1,459	88	\$83,200	74	\$40,814	120	\$432,040	1	\$3,950	283	\$560,004
St. Ambrose School	84	\$96,793	96	\$65,412	242	\$618,389	4	\$3,000	\$1,839	15	\$29,736	11	\$11,802	54	\$438,000	0	\$0	80	\$479,538
St. Andrew's Kindergarten	24	\$43,943	23	\$29,084	5	\$8,550	0	\$0	\$1,569	1	\$920	0	\$0	0	\$0	0	\$0	1	\$920
St. Anthony Catholic School	65	\$246,789	45	\$173,775	164	\$456,999	0	\$0	\$3,203	2	\$11,324	2	\$10,973	61	\$169,000	0	\$0	65	\$191,298
St. Anthony of Padua Catholic School	86	\$143,142	72	\$74,392	122	\$331,942	1	\$4,943	\$1,973	1	\$1,022	1	\$558	27	\$263,725	0	\$0	29	\$265,305
St. Augustine Catholic High School	195	\$236,394	318	\$359,368	480	\$1,401,851	30	\$39,640	\$1,991	46	\$86,507	40	\$57,656	137	\$361,750	0	\$0	223	\$505,913
St. Catherine of Sienna Catholic School	85	\$42,103	86	\$53,317	301	\$710,593	7	\$17,573	\$1,719	106	\$51,898	106	\$42,814	227	\$589,244	4	\$7,695	443	\$691,650
St. Charles Apache School	37	\$104,990	27	\$70,860	69	\$311,300	0	\$0	\$3,663	0	\$0	40	\$96,067	0	\$0	0	\$0	40	\$96,067
St. Cyril Catholic School	224	\$469,251	144	\$135,316	190	\$430,262	7	\$4,020	\$1,839	32	\$71,723	27	\$69,772	5	\$59,525	0	\$0	64	\$201,020
St. Dominic Savio Academy	0	\$0	0	\$0	0	\$0	0	\$0	\$0	1	\$181	0	\$0	0	\$0	0	\$0	1	\$181
St. Elizabeth Ann Seton Catholic School	286	\$401,460	229	\$225,388	151	\$334,917	10	\$14,500	\$1,444	48	\$111,166	34	\$67,976	8	\$106,300	0	\$0	90	\$285,442
St. Francis of Assisi School	96	\$146,555	151	\$209,648	197	\$706,279	0	\$0	\$2,393	32	\$48,944	20	\$32,029	15	\$159,500	0	\$0	67	\$240,473
St. Francis Xavier Elementary School	382	\$639,294	344	\$480,548	272	\$582,960	5	\$5,944	\$1,704	113	\$397,581	146	\$236,319	127	\$437,240	3	\$5,865	389	\$1,077,005
St. Gregory Catholic School	209	\$193,334	261	\$175,340	543	\$1,103,633	14	\$20,246	\$1,453	241	\$222,514	237	\$153,746	340	\$888,064	9	\$24,865	827	\$1,289,189
St. Jerome K-8 School	54	\$87,268	76	\$58,922	200	\$535,034	3	\$13,125	\$2,085	99	\$81,894	83	\$60,488	136	\$452,146	2	\$3,170	320	\$597,698
St. Joan of Arc Catholic Preschool	0	\$0	0	\$0	0	\$0	0	\$0	\$0	2	\$1,430	2	\$2,600	2	\$2,470	0	\$0	6	\$6,500
St. Joan of Arc Catholic Preschool	1	\$445	1	\$55	0	\$0	0	\$0	\$225	0	\$0	0	\$0	0	\$0	0	\$0	0	\$0
St. John Bosco Catholic School	231	\$333,871	202	\$326,535	75	\$129,962	8	\$6,693	\$1,545	147	\$267,785	137	\$288,964	52	\$84,044	2	\$5,515	338	\$646,308
St. John Paul II Catholic High School	371	\$340,791	307	\$247,020	744	\$952,712	29	\$67,304	\$1,108	294	\$296,249	261	\$291,927	226	\$946,763	18	\$65,620	799	\$1,600,559
St. John the Evangelist School	78	\$196,581	147	\$163,724	524	\$1,402,290	1	\$750	\$2,351	13	\$8,308	8	\$6,077	221	\$2,237,750	0	\$0	242	\$2,252,134
St. John Vianney Catholic School	292	\$200,451	355	\$147,665	901	\$1,204,256	21	\$31,017	\$1,009	307	\$169,542	294	\$121,939	436	\$909,887	5	\$13,935	1,042	\$1,215,303
St. John XXIII Catholic School	251	\$443,666	236	\$413,040	57	\$64,673	3	\$3,669	\$1,691	103	\$233,819	117	\$205,193	27	\$51,983	2	\$4,995	249	\$495,989
St. Joseph Catholic School	82	\$130,210	54	\$68,743	159	\$966,530	0	\$0	\$3,951	23	\$52,336	20	\$26,371	46	\$485,200	0	\$0	89	\$563,907
St. Louis the King Catholic School	83	\$48,473	60	\$35,554	252	\$895,058	0	\$0	\$2,479	90	\$61,588	65	\$24,727	182	\$1,297,916	0	\$0	337	\$1,384,231
St. Mark's Early Childhood Center	10	\$18,535	8	\$9,786	3	\$6,742	0	\$0	\$1,670	3	\$4,322	3	\$2,792	0	\$0	0	\$0	6	\$7,114
St. Mary Basha Catholic Elementary School	308	\$461,149	237	\$269,700	170	\$160,707	15	\$13,546	\$1,240	152	\$316,896	167	\$262,062	81	\$196,715	4	\$16,120	404	\$791,793
St. Mary's Catholic High School	533	\$620,144	374	\$467,362	931	\$3,922,179	22	\$32,046	\$2,711	370	\$377,331	309	\$317,632	274	\$1,161,886	1	\$4,300	954	\$1,861,149
St. Matthew School	121	\$175,292	108	\$108,195	384	\$684,958	7	\$13,068	\$1,583	113	\$147,200	103	\$85,490	202	\$498,759	3	\$3,300	421	\$734,749
St. Michael Indian School	169	\$200,446	124	\$115,367	194	\$526,182	2	\$7,665	\$1,738	60	\$30,897	50	\$62,030	59	\$76,563	1	\$1,560	170	\$171,050
St. Michael's Parish Day School	181	\$459,700	180	\$408,974	58	\$199,768	0	\$0	\$2,550	36	\$231,952	28	\$72,134	0	\$0	0	\$0	64	\$304,086
St. Peter Mission School	237	\$148,821	133	\$71,100	354	\$499,140	0	\$0	\$993	128	\$90,975	112	\$65,520	211	\$501,540	0	\$0	451	\$658,035
St. Peter's Montessori	16	\$49,387	15	\$25,971	7	\$19,475	0	\$0	\$2,496	4	\$3,843	1	\$97	2	\$9,583	0	\$0	7	\$13,523
St. Theresa Elementary School	203	\$371,907	146	\$276,756	78	\$126,009	0	\$0	\$1,814	65	\$112,767	52	\$96,593	37	\$57,463	1	\$4,270	155	\$271,093
St. Thomas Aquinas School	392	\$585,536	462	\$695,873	200	\$177,907	8	\$8,633	\$1,382	223	\$371,794	193	\$298,094	233	\$520,658	3	\$4,800	652	\$1,195,345
St. Thomas the Apostle Catholic Pre-School & Kindergart	10	\$26,545	7	\$13,078	3	\$9,900	0	\$0	\$2,476	1	\$2,789	0	\$0	0	\$0	0	\$0	1	\$2,789
St. Thomas the Apostle Catholic School	329	\$550,836	156	\$168,694	274	\$547,180	5	\$6,870	\$1,667	71	\$151,822	124	\$144,552	11	\$23,250	0	\$0	206	\$319,624
St. Timothy Catholic Academy (Alma School)	190	\$220,356	139	\$180,373	145	\$217,109	6	\$9,684	\$1,307	136	\$246,110	118	\$178,362	101	\$211,249	10	\$14,990	365	\$650,711
St. Vincent de Paul School	402	\$217,576	207	\$59,887	752	\$													

Table 12
FY2022 Scholarships by Private School

	FY22 Scholarships							Future Reserved Scholarships											
	Original Individual		Switcher Individual		Low-Income Corporate		Disabled/Displaced Corporate		Total Average Scholarship	Original Individual		Switcher Individual		Low-Income Corporate		Disabled/Displaced Corporate		Sum of All Future Reserved	
	Number	\$ Amount	Number	\$ Amount	Number	\$ Amount	Number	\$ Amount		Number	\$ Amount	Number	\$ Amount	Number	\$ Amount	Number	\$ Amount	Number	\$ Amount
Private School	14	\$169,721	6	\$93,879	0	\$0	0	\$0	\$13,180	0	\$0	0	\$0	0	\$0	0	\$0	0	\$0
The Orme School	14	\$40,418	6	\$13,389	4	\$14,250	1	\$5	\$2,722	0	\$0	0	\$0	0	\$0	0	\$0	0	\$0
The Promise School	3	\$13,000	1	\$4,000	0	\$0	0	\$0	\$4,250	0	\$0	0	\$0	0	\$0	0	\$0	0	\$0
The Schoolhouse Cooperative	1	\$9,000	1	\$9,000	0	\$0	1	\$3,000	\$7,000	0	\$0	0	\$0	0	\$0	0	\$0	0	\$0
The United School for Autism	51	\$75,880	42	\$62,912	41	\$233,700	0	\$0	\$2,780	16	\$9,659	7	\$5,016	0	\$0	0	\$0	23	\$14,675
Three Hierarchs Academy of Arizona	78	\$151,484	65	\$72,758	91	\$474,180	0	\$0	\$2,985	12	\$7,162	2	\$3,103	53	\$631,575	0	\$0	67	\$641,840
Thunderbird Adventist Academy	75	\$71,646	0	\$0	0	\$0	0	\$0	\$955	5	\$5,614	3	\$2,584	0	\$0	0	\$0	8	\$8,198
Thunderbird Christian Elementary School	51	\$70,428	57	\$58,492	28	\$54,279	0	\$0	\$1,347	6	\$5,341	4	\$3,462	0	\$0	0	\$0	10	\$8,803
Tipping Point Academy	344	\$236,438	294	\$569,618	968	\$1,878,795	8	\$7,951	\$1,668	40	\$120,000	3	\$9,000	337	\$3,580,209	4	\$19,667	384	\$3,728,876
Torah Day School of Phoenix	273	\$226,719	260	\$124,470	245	\$450,711	5	\$3,150	\$1,028	36	\$35,927	47	\$25,063	53	\$759,695	0	\$0	136	\$820,686
Tri-City Christian Academy	575	\$873,355	453	\$548,447	480	\$672,063	6	\$3,660	\$1,385	154	\$254,410	127	\$144,692	49	\$221,000	0	\$0	330	\$620,102
Trinity Christian School	154	\$322,098	168	\$211,885	83	\$143,009	8	\$4,250	\$1,649	21	\$36,333	24	\$21,779	9	\$48,275	0	\$0	54	\$106,387
Trinity Lutheran School	0	\$0	0	\$0	4	\$19,600	0	\$0	\$4,900	0	\$0	0	\$0	0	\$0	0	\$0	0	\$0
Trinity United Methodist Kindergarten	14	\$14,035	8	\$6,843	2	\$400	0	\$0	\$887	3	\$1,745	2	\$973	0	\$0	0	\$0	5	\$2,717
Truthful Beginnings	73	\$54,081	55	\$24,358	89	\$140,843	8	\$3,790	\$991	7	\$3,968	8	\$2,719	7	\$84,000	0	\$0	22	\$90,686
Tucson Baptist Academy	52	\$216,961	56	\$255,738	23	\$121,530	0	\$0	\$4,536	3	\$6,966	2	\$4,409	0	\$0	0	\$0	5	\$11,375
Tucson Hebrew Academy	226	\$367,645	180	\$241,654	97	\$182,619	5	\$2,750	\$1,564	59	\$118,438	55	\$69,597	2	\$6,000	0	\$0	116	\$194,035
Tucson Waldorf School	36	\$24,182	34	\$14,369	19	\$95,240	0	\$0	\$1,503	17	\$12,546	9	\$6,902	17	\$197,200	0	\$0	43	\$216,648
United Christian School	0	\$0	1	\$1,085	0	\$0	1	\$6,195	\$3,640	0	\$0	0	\$0	0	\$0	0	\$0	0	\$0
Upward for Children and Families	112	\$420,669	114	\$703,389	82	\$503,627	2	\$2,000	\$5,257	3	\$3,462	1	\$1,117	3	\$8,500	0	\$0	7	\$13,079
Valiant College Preparatory	24	\$18,599	20	\$11,059	2	\$2,377	0	\$0	\$696	3	\$3,383	3	\$2,223	1	\$3,000	0	\$0	7	\$8,606
Valley Baptist School	0	\$0	0	\$0	467	\$1,687,246	39	\$37,889	\$3,409	5	\$6,142	4	\$915	234	\$1,678,650	0	\$0	243	\$1,685,707
Valley Christian High School	902	\$2,482,071	654	\$1,674,753	0	\$0	0	\$0	\$2,671	387	\$1,410,459	225	\$419,876	0	\$0	0	\$0	612	\$1,830,335
Valley Christian Schools	161	\$317,069	87	\$126,813	148	\$257,410	4	\$7,128	\$1,771	45	\$61,312	24	\$13,620	42	\$349,100	0	\$0	111	\$424,032
Valley Lutheran High School	183	\$334,330	179	\$163,059	150	\$395,882	0	\$0	\$1,745	146	\$357,665	119	\$166,873	5	\$59,900	0	\$0	270	\$584,437
Verde Christian Academy	3	\$8,185	1	\$3,125	1	\$5,000	0	\$0	\$3,262	0	\$0	0	\$0	2	\$20,300	0	\$0	2	\$20,300
Verde Valley Adventist School	16	\$80,868	6	\$42,000	15	\$39,130	0	\$0	\$4,378	0	\$0	0	\$0	0	\$0	0	\$0	0	\$0
Verde Valley School	181	\$318,977	164	\$217,680	32	\$46,487	2	\$10	\$1,539	46	\$87,451	37	\$49,343	2	\$3,102	0	\$0	85	\$139,896
Veritas Academy of Tucson	145	\$301,029	158	\$154,328	1	\$20	0	\$0	\$1,498	57	\$98,923	51	\$75,435	0	\$0	0	\$0	108	\$174,358
Veritas Christian Community School	153	\$212,614	122	\$149,511	168	\$398,914	1	\$0	\$1,714	53	\$86,015	66	\$97,771	26	\$189,105	0	\$0	145	\$372,891
Ville de Marie Academy	21	\$13,638	22	\$12,594	11	\$14,993	0	\$0	\$763	1	\$143	0	\$0	0	\$0	0	\$0	1	\$143
Vision Christian Academy	2	\$3,348	1	\$2,798	1	\$850	0	\$0	\$1,749	1	\$364	0	\$0	0	\$0	0	\$0	1	\$364
Vison Christian Academy	96	\$217,946	97	\$146,226	44	\$146,804	11	\$6,020	\$2,085	60	\$144,590	45	\$70,386	22	\$226,350	0	\$0	127	\$441,327
Wee Blessings Preschool & Academy	186	\$213,065	168	\$137,706	247	\$607,870	2	\$600	\$1,591	47	\$69,291	44	\$47,833	56	\$165,000	0	\$0	147	\$282,124
West Valley Christian School	3	\$10,110	5	\$1,667	0	\$0	0	\$0	\$1,472	2	\$5,048	1	\$3,893	0	\$0	0	\$0	3	\$8,940
Wickenburg Christian Academy (Legacy High)	2	\$4,057	2	\$5,802	0	\$0	0	\$0	\$2,465	0	\$0	0	\$0	0	\$0	0	\$0	0	\$0
Wilkins Learning Center	16	\$12,883	18	\$7,878	0	\$0	0	\$0	\$611	3	\$3,777	6	\$5,452	0	\$0	0	\$0	9	\$9,230
Wings on Words	895	\$2,149,588	571	\$1,171,719	901	\$5,461,145	21	\$46,215	\$3,697	244	\$937,648	412	\$740,005	335	\$3,028,500	12	\$46,584	1,003	\$4,752,737
Woodbridge Private School	35	\$93,168	27	\$52,058	76	\$335,753	2	\$1,500	\$3,446	0	\$0	2	\$6,000	10	\$181,400	0	\$0	12	\$187,400
Xavier College Preparatory	2	\$4,469	0	\$0	2	\$8,400	0	\$0	\$3,217	0	\$0	0	\$0	0	\$0	0	\$0	0	\$0
Yeshiva High School of Arizona	7	\$12,464	1	\$3,730	11	\$44,150	0	\$0	\$3,176	0	\$0	0	\$0	3	\$38,600	0	\$0	3	\$38,600
Young Disciples Christian Academy	174	\$403,340	146	\$243,729	530	\$2,766,788	1	\$1,000	\$4,013	95	\$158,238	66	\$98,749	339	\$2,375,099	0	\$0	500	\$2,632,086
Yuma Adventist School	40	\$41,525	33	\$29,326	169	\$928,575	1	\$750	\$4,116	9	\$5,580	6	\$1,129	0	\$0	0	\$0	15	\$6,709
Yuma Catholic High School	163	\$323,677	133	\$235,899	93	\$409,385	1	\$750	\$2,486	67	\$118,588	69	\$99,718	0	\$0	0	\$0	136	\$218,306
Yuma Christian Academy	33,806	\$66,066,987	28,647	\$46,470,692	34,337	\$100,489,279	1,345	\$5,061,161	\$2,222	12,477	\$28,501,270	10,554	\$17,662,403	10,469	\$67,703,482	235	\$783,073	33,735	\$114,650,227
Yuma Lutheran School	TOTALS																		

Totals may not match data in other tables due to missing school information.

Top 20 Private Schools by Estimated Total Scholarships Since 1998



Estimated Total Scholarships Received by Private Schools Since 1998

Table 13 (pg. 62), lists every private school that has received scholarship revenue from the private school tuition organization income tax credit programs and the estimated amounts received from all four programs since 1998. Over 750 private schools are on this list which does include schools that are no longer in operation. School name changes and merging of schools has been incorporated when the information has been provided by the STOs. These scholarship amounts are estimated for two reasons. For the first several years of the private school tuition organization tax credit program (original individual only), there was no requirement for the STOs to report. Although some did report at ADOR's request, some did not or only reported partially. Therefore, the early year figures are incomplete. Secondly, the reporting period changed from calendar year to fiscal year, beginning with FY2011. The amount of scholarships by school that were duplicated in the CY2010 and FY2011 numbers was estimated.

For additional information or questions, please email the Office of Economic Research and Analysis at DOROERA@azdor.gov.

Table 13
Estimated Total Scholarships by Private School CY1998 - FY2022

Private School	Original Individual	Switcher Individual	Low-Income Corporate	Disabled/Displaced Corporate	Total Scholarships
2nd Street Children's School	\$565,714	\$195,025	\$36,870	\$0	\$797,608
91st Psalm Christian School	\$1,649,177	\$480,010	\$1,465,454	\$21,709	\$3,616,351
A Child's View	\$5,676	\$0	\$0	\$0	\$5,676
Abiding Savior School	\$140,275	\$0	\$0	\$0	\$140,275
Academy of Destiny	\$17,881	\$0	\$0	\$0	\$17,881
Ace Academy	\$63,220	\$17,338	\$14,845	\$1,500	\$96,902
ACES (Austin Centers for Exceptional Students)	\$62,516	\$17,690	\$0	\$0	\$80,206
Acton Academy	\$78,489	\$50,523	\$42,550	\$0	\$171,562
Adobe Adventist Christian School	\$261,531	\$44,314	\$110,825	\$0	\$416,670
Adobe Montessori	\$20,406	\$4,663	\$0	\$0	\$25,070
Agape Youth Ranch Academy	\$4,794	\$0	\$0	\$0	\$4,794
Ahwatukee Foothills Montessori	\$641,910	\$300,114	\$550	\$0	\$942,574
Ajo Calvary Christian Academy	\$12,643	\$1,489	\$0	\$0	\$14,132
Aldea Montessori	\$548,359	\$127,084	\$133,400	\$0	\$808,843
Aleph Bet Kindergarten	\$526,661	\$1,006,892	\$413,360	\$0	\$1,946,913
Alethia Academy	\$174,678	\$0	\$0	\$0	\$174,678
Al-Huda School	\$913,999	\$273,266	\$115,600	\$0	\$1,302,865
All Saints Catholic School (Our Lady of the Mountains)	\$2,811,355	\$530,240	\$1,218,014	\$6,073	\$4,565,682
All Saints' Episcopal Day School	\$7,492,322	\$2,492,106	\$8,046,202	\$0	\$18,030,630
Almentia Academy	\$1,024	\$1,018	\$0	\$0	\$2,042
Alpha Omega Academy	\$20,043	\$0	\$0	\$0	\$20,043
Ambassador Christian Academy	\$572,149	\$297,930	\$769,952	\$7,150	\$1,647,181
American Christian Academy	\$3,420	\$0	\$0	\$0	\$3,420
American Family Education	\$232,351	\$145,776	\$380,282	\$5,000	\$763,409
American Indian Christian School	\$1,964,472	\$310,272	\$4,000	\$0	\$2,278,744
Anderson Adventist Elementary School	\$4,593	\$0	\$0	\$0	\$4,593
Angels in Autism (AZ Behavior & Autism)	\$24,257	\$13,717	\$630	\$54,080	\$92,684
Annunciation Catholic School	\$2,593,839	\$1,508,290	\$1,217,995	\$75,422	\$5,395,547
Apache Baptist Academy	\$135,336	\$66,869	\$30,875	\$58	\$233,139
Apache Kids Academy	\$9,503	\$874	\$0	\$0	\$10,377
Apostolic Faith Center Christian Academy	\$107,018	\$19,650	\$285,776	\$0	\$412,444
Arcadia Christian School	\$126,164	\$0	\$0	\$0	\$126,164
Arcadia Montessori	\$347,082	\$148,162	\$29,040	\$0	\$524,284
Arizona Behavior & Autism	\$36,100	\$23,400	\$600	\$5,400	\$65,500
Arizona Center for Autism	\$0	\$0	\$20,000	\$0	\$20,000
Arizona Christian Academy	\$63,400	\$33,493	\$0	\$0	\$96,893
Arizona Community Childhood Academy	\$14,203	\$0	\$0	\$0	\$14,203
Arizona Cultural Academy	\$5,124,950	\$1,980,612	\$5,525,545	\$0	\$12,631,107
Arizona International Academy	\$512,543	\$77,593	\$111,200	\$0	\$701,336

Table 13
Estimated Total Scholarships by Private School CY1998 - FY2022

Private School	Original Individual	Switcher Individual	Low-Income Corporate	Disabled/Displaced Corporate	Total Scholarships
Arizona Jr/Sr High School	\$900	\$0	\$0	\$0	\$900
Arizona Language Preparatory	\$40,310	\$12,941	\$11,260	\$0	\$64,511
Arizona Lutheran Academy	\$7,021,161	\$1,541,476	\$2,391,225	\$38,900	\$10,992,761
Armstrong Academy	\$214,067	\$0	\$0	\$0	\$214,067
Arrowhead Christian Academy	\$3,152,168	\$798,516	\$1,779,195	\$51,368	\$5,781,247
Arrowhead Montessori School	\$397,053	\$274,829	\$204,263	\$5,976	\$882,121
ASCEND	\$18,500	\$0	\$3,500	\$21,500	\$43,500
Ascension Lutheran School	\$1,592,194	\$147,521	\$3,510	\$6,130	\$1,749,355
Atonement Lutheran School	\$2,093,469	\$493,890	\$277,718	\$3,020	\$2,868,097
Augustana Academy	\$7,043	\$4,900	\$0	\$0	\$11,943
Aurora Day School	\$7,180	\$3,660	\$0	\$6,440	\$17,280
Autism Academy for Education & Development	\$291,060	\$191,885	\$187,060	\$2,031,496	\$2,701,502
Avondale Montessori	\$3,668	\$0	\$0	\$0	\$3,668
Awakening Seed School	\$1,667,286	\$520,011	\$114,680	\$20,889	\$2,322,867
AZ Aspire Academy	\$159,028	\$122,914	\$50,269	\$164,227	\$496,439
AZ Assist Academy	\$1,892	\$0	\$0	\$3,859	\$5,750
Back to Basics Christian School	\$892	\$0	\$0	\$0	\$892
Banner Children's Academy	\$226,090	\$58,247	\$91,341	\$196,983	\$572,660
Barness Family Jewish Community Center Day School	\$465,164	\$0	\$0	\$0	\$465,164
Bayer Private School	\$404,925	\$279,813	\$227,400	\$0	\$912,139
Beautiful Savior Academy	\$488,028	\$75,671	\$5,250	\$0	\$568,950
Begin to Dream Christian Academy	\$450	\$0	\$0	\$0	\$450
Beis Chana High School of Arizona	\$0	\$0	\$250	\$0	\$250
Believe I Can Academy	\$4,850	\$3,143	\$0	\$0	\$7,993
Bella Montessori School	\$20,185	\$24,315	\$23,600	\$0	\$68,100
Bella Vista College Preparatory School	\$536,319	\$244,918	\$1,922,330	\$40,857	\$2,744,424
Berean Christian Academy	\$141,146	\$0	\$0	\$0	\$141,146
Berean Christian School	\$17,519	\$9,455	\$2,800	\$0	\$29,774
Beth El Center for Early Childhood Education Kindergarten	\$119,138	\$0	\$0	\$0	\$119,138
Bethany Christian School	\$6,827,502	\$1,381,645	\$677,649	\$35,681	\$8,922,477
Beyond Autism	\$1,289	\$0	\$0	\$42,780	\$44,069
Big Dreams Preschool and Kindergarten	\$3,264	\$2,610	\$50	\$0	\$5,924
Bios Christian Academy	\$1,317,879	\$90,191	\$131,354	\$45,737	\$1,585,161
Black Mountain Science Academy	\$229,285	\$132,400	\$8,720	\$0	\$370,405
Blessed Beginnings of Oro Valley	\$16,946	\$15,384	\$0	\$0	\$32,331
Blessed Sacrament Kindergarten	\$779,686	\$254,781	\$18,458	\$3,854	\$1,056,780
Blossom Park AZ	\$11,160	\$0	\$0	\$0	\$11,160
Bourgade Catholic High School	\$15,635,558	\$4,820,190	\$12,186,664	\$445,615	\$33,088,027
Boys Hope/Girls Hope	\$13,551	\$0	\$0	\$0	\$13,551

Table 13
Estimated Total Scholarships by Private School CY1998 - FY2022

Private School	Original Individual	Switcher Individual	Low-Income Corporate	Disabled/Displaced Corporate	Total Scholarships
Breakthrough Academy	\$77,673	\$57,391	\$17,267	\$55,871	\$208,203
Bridges Preschool & Kindergarten	\$58,384	\$34,437	\$44,140	\$0	\$136,961
Bright Horizons Family Ctr	\$1,005	\$503	\$0	\$0	\$1,508
Brightmont Academy	\$339,149	\$242,524	\$53,845	\$41,812	\$677,330
Brophy College Preparatory	\$32,090,597	\$7,092,504	\$16,699,940	\$42,396	\$55,925,437
Brophy Loyola Academy	\$103,350	\$1,954,774	\$1,871,050	\$0	\$3,929,174
Brown Road Christian Academy	\$7,322	\$0	\$0	\$0	\$7,322
Calvary Baptist School	\$324,676	\$42,592	\$219,371	\$5,270	\$591,909
Calvary Central Christian Academy	\$19,884	\$4,823	\$0	\$0	\$24,707
Calvary Chapel Christian School	\$4,326,018	\$1,453,462	\$1,502,800	\$29,255	\$7,311,534
Calvary Christian Academy	\$5,091,048	\$1,604,420	\$397,480	\$0	\$7,092,949
Calvary Christian Academy-Globe	\$8,246	\$10,768	\$0	\$0	\$19,014
Calvary Christian School	\$370,064	\$16,733	\$91,540	\$0	\$478,337
Calvary Shadows Assembly of God	\$9,746	\$6,125	\$3,550	\$3,525	\$22,946
Camelback Christian School	\$192,995	\$62,494	\$5,720	\$5	\$261,213
Camelback Desert School	\$279,716	\$52,480	\$15,150	\$3,500	\$350,846
Camp Verde United Christian School	\$1,817,772	\$341,448	\$738,408	\$11,515	\$2,909,143
Canyon State Academy	\$13,523	\$0	\$0	\$0	\$13,523
Carden Christian Academy Central	\$573,449	\$127,766	\$216,935	\$52,866	\$971,015
Carden of the Peaks	\$51,510	\$0	\$0	\$0	\$51,510
Carefree Christian Academy	\$251,326	\$157,671	\$69,000	\$4,530	\$482,528
Caritas Academy	\$171,682	\$148,531	\$5,500	\$0	\$325,713
Casa del Nino Bilingual Montessori School	\$211,862	\$119,549	\$94,270	\$0	\$425,681
Casa Ninos School of Montessori	\$61,401	\$23,816	\$6,250	\$500	\$91,967
Casas Adobe Christian School	\$36,103	\$0	\$0	\$0	\$36,103
Casas Christian School	\$9,828,573	\$2,398,280	\$3,079,714	\$394,413	\$15,700,981
Castlehill Country Day School	\$1,819,453	\$673,561	\$324,132	\$3,005	\$2,820,151
Cathedral Christian Academy	\$723,275	\$0	\$0	\$0	\$723,275
Cathedral of Praise Christian School	\$36,270	\$0	\$10,780	\$0	\$47,050
Cave Creek Montessori	\$389,624	\$316,888	\$26,945	\$0	\$733,457
Cedar Tree Montessori	\$11,120	\$4,332	\$20,949	\$1,975	\$38,376
Central Christian Academy	\$128,978	\$0	\$0	\$0	\$128,978
Chabad Kindergarten & Gan	\$10,000	\$15,400	\$55,200	\$0	\$80,600
Chandler Christian Academy	\$2,898,537	\$719,394	\$214,442	\$2,268	\$3,834,641
Chandler Christian School	\$0	\$0	\$187,822	\$3,515	\$191,337
Chandler Jewish Preschool	\$95,329	\$13,103	\$129,100	\$0	\$237,532
Chaparral Christian Community School	\$99,919	\$90,082	\$2,530	\$750	\$193,281
Chaparral Christian Preschool & Kindergarten	\$359,837	\$121,345	\$3,035	\$0	\$484,217
Chapel Haven West	\$57,257	\$2,880	\$0	\$26,997	\$87,134

Table 13
Estimated Total Scholarships by Private School CY1998 - FY2022

Private School	Original Individual	Switcher Individual	Low-Income Corporate	Disabled/Displaced Corporate	Total Scholarships
Cheder and Beis Chana High School	\$33,000	\$12,000	\$51,000	\$0	\$96,000
Cheder Lubavitch	\$1,297,476	\$403,358	\$4,308,206	\$0	\$6,009,039
Children's Center for Neurodevelopmental Studies	\$201	\$352	\$0	\$0	\$553
Chinle Adventist Elementary	\$7,415	\$0	\$0	\$0	\$7,415
Christ Church School	\$902,892	\$390,480	\$289,629	\$0	\$1,583,001
Christ Lutheran School	\$9,314,748	\$3,698,194	\$498,516	\$10,033	\$13,521,491
Christ the King Academy	\$94,099	\$9,248	\$1,763	\$0	\$105,110
Christ the King Catholic School	\$4,748,783	\$1,026,689	\$2,024,086	\$36,529	\$7,836,088
Christ the Redeemer Lutheran School	\$722,786	\$0	\$18,880	\$0	\$741,666
Christian Academy of Prescott	\$2,298,645	\$418,330	\$351,578	\$89,889	\$3,158,442
Christian Challenge Academy	\$2,314	\$0	\$0	\$0	\$2,314
Christ's Community Christian Academy	\$165,828	\$0	\$0	\$0	\$165,828
Christ's Greenfield Lutheran School	\$7,761,813	\$2,825,903	\$2,124,552	\$33,005	\$12,745,273
Chrysalis Academy	\$175,358	\$68,993	\$12,611	\$246,098	\$503,060
Clear View Academy	\$26,895	\$14,879	\$6,546	\$0	\$48,320
Climbing Tree Community School	\$11,183	\$6,627	\$0	\$0	\$17,810
Cochise SDA Christian School	\$42,699	\$27,547	\$327,125	\$25,594	\$422,965
Colossal Cave Learning Center	\$600	\$0	\$0	\$0	\$600
Community Christian School	\$10,335	\$0	\$0	\$0	\$10,335
Community Montessori	\$334,376	\$193,979	\$0	\$0	\$528,355
Community Montessori of Bisbee	\$17,590	\$11,243	\$8,520	\$1,000	\$38,353
Community Schoolhouse	\$4,946	\$97	\$0	\$0	\$5,043
Compassion Christian Academy	\$47,435	\$42,809	\$54,786	\$0	\$145,030
Concordia Lutheran Schools	\$156,346	\$0	\$0	\$0	\$156,346
Congregation Anshei Israel Preschool & Kindergarten	\$115,273	\$78,077	\$31,588	\$0	\$224,938
Copper Canyon Academy	\$2,257	\$0	\$0	\$0	\$2,257
Copper Canyon Christian School	\$42,452	\$0	\$0	\$0	\$42,452
Cornerstone Christian School	\$28,508,531	\$8,760,540	\$7,931,392	\$225,943	\$45,426,407
Cornerstone Kidz	\$106,926	\$8,324	\$1,500	\$0	\$116,750
Coronado Baptist School	\$13,478	\$6,475	\$2,417	\$0	\$22,370
Covenant Child Care Center	\$36,282	\$27,538	\$0	\$0	\$63,819
Covenant Christian School	\$20,714	\$0	\$0	\$0	\$20,714
Covenant of Faith School	\$3,055	\$0	\$0	\$0	\$3,055
Creation School	\$221,808	\$120,142	\$17,540	\$0	\$359,490
Creative Bridges Cooperative Preschool	\$0	\$0	\$5,000	\$1,710	\$6,710
Creative Castle Preschool & Kindergarten	\$405,988	\$236,351	\$3,505	\$0	\$645,844
Creo School	\$1,094,962	\$1,127,562	\$1,211,241	\$8,333	\$3,442,097
Cross Christian Academy	\$35,513	\$18,392	\$31,550	\$0	\$85,455
Cross of Glory Lutheran Elementary School	\$1,044,045	\$426,173	\$61,840	\$20,832	\$1,552,890

Table 13
Estimated Total Scholarships by Private School CY1998 - FY2022

Private School	Original Individual	Switcher Individual	Low-Income Corporate	Disabled/Displaced Corporate	Total Scholarships
Cross Roads Preschool & Kindergarten	\$38,250	\$11,027	\$200	\$0	\$49,477
Crossroads Christians Academy	\$5,146	\$0	\$0	\$0	\$5,146
Crossroads Community School (Hope Christian Academy)	\$2,703,954	\$606,977	\$47,621	\$9,186	\$3,367,738
Cupertino Learning Academy	\$0	\$260	\$0	\$96,488	\$96,748
Cupertino Power Learning Center	\$27,920	\$17,962	\$7,300	\$82,000	\$135,182
Darkaynu (Tucson Jewish Montessori)	\$3,938	\$4,937	\$0	\$0	\$8,875
David Ricardo School	\$11,060	\$0	\$0	\$0	\$11,060
Dayspring Kindergarten	\$1,335,020	\$332,864	\$4,895	\$500	\$1,673,279
Desert Christian Schools	\$15,200,718	\$3,340,734	\$4,840,435	\$809,968	\$24,191,854
Desert Foothills Lutheran Preschool	\$10,334	\$8,670	\$21,250	\$0	\$40,254
Desert Garden Montessori	\$2,613,208	\$1,159,580	\$1,616,147	\$43,489	\$5,432,424
Desert Hills Christian Academy	\$6,703	\$0	\$0	\$0	\$6,703
Desert Jewish Academy	\$771,040	\$477,224	\$196,284	\$21,025	\$1,465,574
Desert Life Academy	\$1,463	\$0	\$0	\$0	\$1,463
Desert Marigold School	\$44,611	\$0	\$0	\$0	\$44,611
Desert Montessori	\$17,652	\$0	\$0	\$0	\$17,652
Desert Quest Private School	\$13,895	\$0	\$1,505	\$2,000	\$17,400
Desert Shadows Montessori	\$173,582	\$88,473	\$17,180	\$0	\$279,235
Desert Sky Montessori	\$21,643	\$5,371	\$9,900	\$6,550	\$43,464
Desert Sky Montessori School	\$35,225	\$31,705	\$0	\$0	\$66,930
Desert Springs Christian Kindergarten	\$238,640	\$0	\$0	\$0	\$238,640
Desert Sun Child Development Center	\$937,543	\$252,059	\$61,802	\$855	\$1,252,259
Desert Valley Christian School	\$437,317	\$67,219	\$520,803	\$4,849	\$1,030,189
Desert View Learning Center	\$1,916,545	\$600,515	\$13,560	\$0	\$2,530,620
Desert Voices Oral Learning Center	\$830,768	\$295,084	\$39,200	\$54,504	\$1,219,556
Desert Willow Educational Services	\$11,746	\$0	\$0	\$0	\$11,746
Dobson Montessori School	\$1,671,577	\$403,280	\$373,651	\$29,977	\$2,478,486
Dove Christian School	\$285,598	\$0	\$875	\$0	\$286,473
Downtown Community School	\$16,161	\$9,595	\$2,000	\$0	\$27,756
Dream City Christian School	\$10,280,689	\$2,154,349	\$8,031,224	\$181,767	\$20,648,029
Dynamite Montessori School	\$864,069	\$315,766	\$13,550	\$6,228	\$1,199,614
Early Light Academy	\$4,900	\$0	\$0	\$0	\$4,900
East Fork Lutheran School	\$704,591	\$137,888	\$42,581	\$0	\$885,060
East Valley Acton Academy	\$9,240	\$13,115	\$30,194	\$0	\$52,549
East Valley Adventist Education Program	\$225	\$0	\$2,653	\$0	\$2,878
East Valley Christian Academy	\$23,610	\$0	\$0	\$0	\$23,610
East Valley Jewish Day School	\$348,533	\$3,173	\$57,303	\$5,266	\$414,275
Eastside Christian School	\$1,665	\$0	\$0	\$0	\$1,665
Educational Special Needs Services	\$1,560	\$0	\$0	\$0	\$1,560

Table 13
Estimated Total Scholarships by Private School CY1998 - FY2022

Private School	Original Individual	Switcher Individual	Low-Income Corporate	Disabled/Displaced Corporate	Total Scholarships
El Dorado Private School	\$540,977	\$218,392	\$48,344	\$34,196	\$841,909
Emmanuel Christian Academy	\$1,289,215	\$438,303	\$1,335,978	\$33,644	\$3,097,141
Emmanuel Lutheran School	\$2,464,632	\$668,324	\$406,277	\$20,108	\$3,559,341
Emmaus Lutheran School	\$1,231,066	\$272,779	\$75,952	\$1,625	\$1,581,422
Empower Academy	\$3,064	\$2,575	\$4,500	\$5,000	\$15,139
Enchanted Desert School	\$591,497	\$0	\$0	\$0	\$591,497
Enrichment Academy	\$1,301	\$0	\$150	\$0	\$1,451
EPIC Center for Learning School	\$16,160	\$13,957	\$3,350	\$0	\$33,467
Esther B Feldman Kindergarten	\$3,726	\$4,278	\$0	\$0	\$8,004
Ethos School	\$101,172	\$0	\$0	\$20,570	\$121,742
Experimental Schools Corp of AZ	\$7,794	\$0	\$0	\$0	\$7,794
Faith Baptist School	\$1,078	\$0	\$0	\$0	\$1,078
Faith Christian Academy	\$339,453	\$114,061	\$241,930	\$1,750	\$697,194
Faith Christian School	\$2,171,970	\$662,725	\$449,955	\$72,133	\$3,356,783
Faith Community Academy	\$1,709,320	\$460,832	\$1,279,708	\$37,429	\$3,487,289
Faith Life Christian Academy	\$450	\$0	\$0	\$0	\$450
Faith Lutheran School	\$1,828,511	\$359,680	\$832,233	\$28,654	\$3,049,078
Family Life Academy	\$2,150,185	\$514,958	\$762,437	\$14,547	\$3,442,126
Family of Christ Learning Center	\$281,335	\$126,027	\$0	\$0	\$407,363
Family of God Lutheran School	\$70,557	\$0	\$9,009	\$0	\$79,566
Father's Heart Christian School	\$1,000	\$0	\$0	\$0	\$1,000
Fellowship Child Development Center	\$63,080	\$0	\$0	\$0	\$63,080
Fenster School	\$900	\$0	\$0	\$21,260	\$22,160
Firm Foundation Christian School	\$189,254	\$0	\$11,789	\$0	\$201,043
First Baptist Christian Academy	\$1,822,049	\$486,620	\$175,375	\$1,505	\$2,485,548
First Baptist Christian School	\$47,980	\$0	\$0	\$0	\$47,980
First Baptist of Mesa Christian Academy	\$12,367	\$0	\$0	\$0	\$12,367
First Southern Christian School	\$1,517,415	\$201,539	\$461,046	\$21,935	\$2,201,935
Flagstaff Academy	\$6,144	\$27,591	\$38,800	\$0	\$72,535
Flagstaff Adventist School	\$462,015	\$0	\$0	\$0	\$462,015
Flagstaff Community Christian School	\$2,367,949	\$1,119,350	\$3,696,384	\$91,701	\$7,275,384
Florence Baptist Academy	\$37,556	\$13,566	\$31,250	\$790	\$83,162
Foundation for Blind Children	\$1,448,435	\$615,561	\$101,350	\$928,429	\$3,093,774
Founders Classical Academy	\$3,000	\$0	\$0	\$0	\$3,000
Fountain of Life Lutheran School	\$1,702,094	\$18,798	\$9,175	\$0	\$1,730,067
Fourteen Six Christian Academy	\$174,601	\$71,808	\$83,998	\$3,600	\$334,007
Freedom Baptist Academy	\$293,720	\$136,980	\$834,690	\$1,000	\$1,266,391
Freedom Christian Academy	\$702,882	\$186,385	\$1,221,590	\$70,830	\$2,181,687
Freedom Christian School	\$35,600	\$1,647	\$0	\$0	\$37,247

Table 13**Estimated Total Scholarships by Private School CY1998 - FY2022**

Private School	Original Individual	Switcher Individual	Low-Income Corporate	Disabled/Displaced Corporate	Total Scholarships
French American School of Arizona	\$18,145	\$24,695	\$0	\$0	\$42,840
Friendship Christian School	\$15,848	\$0	\$0	\$0	\$15,848
Full Gospel Christian Academy	\$4,474	\$0	\$0	\$0	\$4,474
Fusion Academy	\$64,043	\$186,329	\$5,700	\$4,943	\$261,015
Gan Yeladim	\$43,000	\$0	\$0	\$0	\$43,000
Gary K. Herberger Young Scholar's Academy	\$806,213	\$512,377	\$768,661	\$57,099	\$2,144,351
Gateway Academy	\$96,556	\$27,209	\$28,278	\$353,716	\$505,759
Gateway Baptist Academy	\$616,552	\$193,769	\$295,846	\$29,778	\$1,135,945
Gateway Bible Church Christian Training Center	\$6,703	\$0	\$0	\$0	\$6,703
Gateway Fellowship Preschool & Kindergarten	\$11,225	\$0	\$0	\$0	\$11,225
Gateway Independent School	\$110,885	\$0	\$0	\$0	\$110,885
Gateways School	\$16,063	\$0	\$0	\$0	\$16,063
Gethsemane Christian Academy	\$144,378	\$83,880	\$84,968	\$0	\$313,226
Gethsemane Lutheran School	\$2,941,825	\$560,472	\$47,718	\$500	\$3,550,514
Gila Mountain Christian Academy	\$8,680	\$0	\$0	\$0	\$8,680
Gilbert Christian Schools	\$21,636,855	\$11,192,770	\$9,947,985	\$188,242	\$42,965,852
Gilbert Montessori	\$110,220	\$90,144	\$99,350	\$20	\$299,734
Gilson Wash Baptist Academy	\$44,388	\$0	\$0	\$0	\$44,388
Glendale Christian Academy	\$1,495,174	\$329,246	\$781,734	\$1,500	\$2,607,653
Glenview Adventist Academy	\$936,642	\$120,320	\$3,125,451	\$0	\$4,182,413
God's Garden Child Development Center	\$27,514	\$10,500	\$0	\$0	\$38,014
God's World	\$870	\$0	\$0	\$0	\$870
Golf Links Christian School	\$25,564	\$0	\$0	\$0	\$25,564
Golladay School	\$320,696	\$322,620	\$99,300	\$0	\$742,616
Good Earth Montessori	\$11,290	\$3,291	\$600	\$1,000	\$16,181
Good News Christian Academy	\$19,687	\$4,782	\$0	\$0	\$24,469
Good Shepherd Lutheran School	\$120,574	\$0	\$0	\$0	\$120,574
Good Steps Christian Academy	\$5,303	\$0	\$0	\$0	\$5,303
Gospel Light Christian Academy	\$5,235	\$0	\$1,325	\$0	\$6,560
Gospel Outreach Christian School	\$13,966	\$4,526	\$103,250	\$0	\$121,742
Grace Christian Academy	\$10,612,592	\$1,891,204	\$1,331,278	\$90,141	\$13,925,216
Grace Christian School	\$63,527	\$0	\$0	\$0	\$63,527
Grace Community Christian	\$0	\$0	\$3,658	\$0	\$3,658
Grace Fellowship Academy	\$1,606,097	\$566,953	\$741,538	\$1,686	\$2,916,274
Grace Garden Christian Preschool	\$0	\$20	\$0	\$0	\$20
Grace Lutheran School	\$2,100,194	\$454,801	\$460,665	\$20,198	\$3,035,858
Grace Montessori School	\$0	\$0	\$200	\$0	\$200
GracePointe Christian Academy (Chapel in the Hills)	\$468,455	\$65,387	\$345,762	\$1,005	\$880,609
Graysmark Academy	\$36,475	\$4,844	\$6,000	\$41,152	\$88,471

Table 13
Estimated Total Scholarships by Private School CY1998 - FY2022

Private School	Original Individual	Switcher Individual	Low-Income Corporate	Disabled/Displaced Corporate	Total Scholarships
Green Fields Country Day School	\$4,050,588	\$831,256	\$1,536,676	\$63,253	\$6,481,773
Greenhouse Montessori School	\$81,710	\$80,945	\$20,300	\$0	\$182,955
Guidepost Montessori at North Scottsdale	\$67,245	\$57,701	\$10,000	\$1,750	\$136,696
Guiding Light Christian Educational Center (GLCP)	\$264,583	\$137,482	\$128,194	\$1,000	\$531,259
Guiding Light Christian School	\$339,702	\$0	\$0	\$0	\$339,702
Hand in Hand Christian School	\$95,407	\$46,480	\$41,695	\$0	\$183,582
Happy Trails	\$40,133	\$0	\$5,234	\$0	\$45,367
Harvest Christian Academy	\$91,237	\$0	\$0	\$0	\$91,237
Harvest Kidz School	\$19,632	\$10,626	\$1,250	\$0	\$31,507
Heart Cry Christian Academy	\$12,524	\$5,902	\$0	\$0	\$18,426
Heartwood Montessori	\$70,723	\$48,847	\$192,900	\$0	\$312,470
Heichaltzu	\$1,500	\$2,021	\$40,148	\$0	\$43,669
Herencia Guadalupana Lab Schools	\$1,833	\$998	\$25,624	\$0	\$28,455
Heritage Christian Academy	\$1,463,449	\$5,563	\$16,485	\$0	\$1,485,497
Heritage Montessori	\$140,754	\$80,611	\$3,587	\$0	\$224,952
Hermosa Montessori	\$88,619	\$0	\$0	\$0	\$88,619
Highland Free School	\$70,908	\$0	\$0	\$0	\$70,908
Highlands Latin School	\$7,878	\$3,374	\$0	\$0	\$11,252
Holbrook Adventist Indian School	\$325,449	\$49,162	\$71,869	\$8,138	\$454,618
Holy Angels School	\$984,962	\$0	\$100,000	\$0	\$1,084,962
Holy Cross Evangelical Lutheran School	\$98,065	\$16,407	\$2,100	\$0	\$116,572
Holy Family Academy	\$162,602	\$76,276	\$286,500	\$6,600	\$531,978
Holy Trinity Academy	\$330,799	\$45,290	\$4,491	\$4,679	\$385,259
Holy Trinity Greek Orthodox Cathedral	\$0	\$0	\$0	\$500	\$500
Hope Academy for Autism	\$7,734	\$7,402	\$249,360	\$639,272	\$903,767
HOPE Christian Academy	\$826,882	\$561,651	\$99,790	\$1,665	\$1,489,988
Hopi Mission School	\$2,451,858	\$231,656	\$116,216	\$0	\$2,799,730
Howard S. Gray Education Program	\$85,527	\$3,611	\$100	\$100	\$89,338
Ignite Learning Academy	\$35,888	\$50,285	\$3,388	\$2,000	\$91,562
Imago Dei Middle School	\$4,537,429	\$1,789,272	\$6,573,154	\$0	\$12,899,855
Immaculate Conception Catholic School	\$131,970	\$110,156	\$648,233	\$0	\$890,360
Immaculate Conception School	\$3,340,622	\$1,426,660	\$5,830,510	\$150,205	\$10,747,998
Immaculate Heart Academy	\$1,306,911	\$616,623	\$1,591,554	\$46,825	\$3,561,913
Immaculate Heart High School	\$4,205,896	\$665,789	\$2,092,511	\$73,754	\$7,037,949
Immaculate Heart of Mary School	\$14,784	\$9,972	\$457,845	\$0	\$482,601
Inspire International Preschool	\$0	\$0	\$2,700	\$0	\$2,700
Inspire Kids Montessori	\$201,127	\$192,523	\$4,497	\$0	\$398,147
Integrative Learning Academy	\$2,164	\$0	\$0	\$0	\$2,164
Integrity Preparatory Academy	\$19,000	\$0	\$40,200	\$0	\$59,200

Table 13
Estimated Total Scholarships by Private School CY1998 - FY2022

Private School	Original Individual	Switcher Individual	Low-Income Corporate	Disabled/Displaced Corporate	Total Scholarships
Intermountain Academy	\$215,078	\$118,589	\$1,871,358	\$8,426,724	\$10,631,749
International Christian Academy Online	\$8,044	\$0	\$0	\$0	\$8,044
International School for Peace	\$17,961	\$3,901	\$0	\$0	\$21,862
International School of Arizona	\$1,898,371	\$1,157,104	\$774,032	\$1,250	\$3,830,756
International School of Tucson	\$1,866,682	\$908,197	\$2,406,611	\$31,168	\$5,212,658
Ironwood Hill School	\$32,442	\$13,369	\$34,408	\$19,310	\$99,530
iSTEAM Academy	\$1,000	\$0	\$0	\$0	\$1,000
Jess Schwartz College Preparatory	\$2,984,869	\$0	\$19,000	\$0	\$3,003,869
Jewell School	\$6,981	\$2,394	\$0	\$4,943	\$14,318
Joanne Todd Christian School	\$680,595	\$225,421	\$46,218	\$2,750	\$954,984
Journey School	\$17,822	\$13,516	\$50	\$0	\$31,389
Journeys Academy	\$9,900	\$0	\$10,000	\$0	\$19,900
Joyful Beginnings Academy-NOW Arizona Christian Academy	\$483,966	\$115,518	\$900	\$0	\$600,383
Kachina Country Day School	\$6,725	\$0	\$9,500	\$7,050	\$23,275
KASL Academy for Deaf and Hard of Hearing	\$4,890	\$7,510	\$49,400	\$51,000	\$112,800
Keystone Montessori Kingdom	\$268,868	\$0	\$0	\$0	\$268,868
Khalsa Montessori	\$120,031	\$0	\$0	\$0	\$120,031
Kids' Discovery Club Christian Kindergarten	\$17,076	\$0	\$0	\$0	\$17,076
Kimber Academy	\$136,576	\$74,984	\$6,000	\$1,500	\$219,060
King David School	\$2,994,954	\$0	\$22,319	\$0	\$3,017,273
King of Glory Christian Academy	\$2,896	\$854	\$2,350	\$0	\$6,099
Kingdom Preparatory Academy	\$806	\$280	\$180,340	\$0	\$181,426
Kingman Adventist Christian School	\$96,992	\$0	\$0	\$0	\$96,992
King's Academy	\$4,000	\$0	\$0	\$0	\$4,000
Kino Learning Center	\$1,176,301	\$320,904	\$592,768	\$194,082	\$2,284,055
Kyrene del Norte	\$540	\$0	\$0	\$0	\$540
La Paz Montessori	\$540	\$535	\$0	\$0	\$1,075
La Tierra Community School	\$25,445	\$0	\$0	\$0	\$25,445
Lamad Preparatory Academy	\$2,955	\$0	\$0	\$0	\$2,955
Lamb's Gate Christian School	\$640,441	\$80,373	\$54,433	\$7,715	\$782,962
Lambs of God School	\$10,213	\$0	\$0	\$0	\$10,213
Lamplighters Chabad Day School of Tucson	\$63,000	\$103,680	\$253,500	\$0	\$420,180
Landmark Christian Academy	\$8,754	\$0	\$0	\$0	\$8,754
Latch School - ACCEL	\$836,119	\$168,130	\$606,592	\$1,159,184	\$2,770,024
Lauren's Institute for Education School (LIFE)	\$670,566	\$277,844	\$2,145,292	\$8,031,534	\$11,125,236
Learning Unlimited	\$0	\$0	\$4,000	\$6,000	\$10,000
Legacy Academy	\$107,836	\$25,226	\$65,310	\$0	\$198,372
Legacy Classical Christian Academy	\$350,352	\$0	\$20,000	\$0	\$370,352
Lehi Montessori	\$37,977	\$21,145	\$27,540	\$510	\$87,173

Table 13
Estimated Total Scholarships by Private School CY1998 - FY2022

Private School	Original Individual	Switcher Individual	Low-Income Corporate	Disabled/Displaced Corporate	Total Scholarships
Lestonnac School	\$88,461	\$0	\$0	\$0	\$88,461
Lexington Academy	\$73,609	\$0	\$0	\$0	\$73,609
Lexington Life Academy	\$104,860	\$49,087	\$552,106	\$2,762,988	\$3,469,041
Lexington Life Academy-Show Low	\$450	\$0	\$98,128	\$0	\$98,578
Lexis Preparatory School	\$787,574	\$503,564	\$428,371	\$542,450	\$2,261,959
Liberty Christian Academy	\$99,564	\$0	\$16,601	\$2,000	\$118,165
Liberty Youth Academy	\$148,899	\$54,068	\$16,747	\$0	\$219,714
Life Academy	\$5,899	\$0	\$4,600	\$0	\$10,499
Life Christian Academy	\$411,144	\$223,367	\$21,867	\$0	\$656,378
Life Development Institute	\$491,008	\$150,705	\$105,106	\$276,295	\$1,023,114
Life Development Institute-Flagstaff	\$17,358	\$23,642	\$0	\$0	\$41,000
Light and Life Elementary School	\$345,718	\$0	\$0	\$0	\$345,718
Light of Christ Christian Academy	\$16,428	\$11,861	\$5,900	\$0	\$34,190
Lighthouse Academy	\$49,140	\$0	\$0	\$0	\$49,140
Little Angels Montessori School	\$5,811	\$4,503	\$2,220	\$0	\$12,534
Little Palms School	\$12,576	\$174	\$0	\$0	\$12,750
Logos Christian Academy	\$526,933	\$208,450	\$1,918,832	\$4,500	\$2,658,715
Loretto Catholic School	\$2,067,928	\$448,630	\$6,788,649	\$0	\$9,305,208
Lourdes Catholic School	\$2,374,141	\$453,256	\$2,748,133	\$1,020	\$5,576,550
Loyola Academy	\$0	\$2,615,970	\$1,940,980	\$0	\$4,556,950
Lumos Arts Academy	\$170,314	\$86,366	\$301,595	\$500	\$558,776
Magical Journey Learning Center	\$426,115	\$291,113	\$26,235	\$6,250	\$749,713
Mandarin Montessori Academy	\$26,093	\$22,258	\$0	\$0	\$48,351
Maranatha Christian Academy	\$59,475	\$9,096	\$393,880	\$0	\$462,451
Maricopa Village Christian School	\$109,529	\$29,220	\$47,000	\$0	\$185,749
Marina Montessori	\$465	\$0	\$0	\$0	\$465
Martin Luther Lutheran School	\$1,233,008	\$0	\$0	\$0	\$1,233,008
Menachem Mendel Academy	\$277,690	\$218,010	\$268,618	\$37,100	\$801,417
Mesa Christian Academy	\$220,280	\$91,123	\$84,033	\$20	\$395,457
Mesa Montessori	\$112,419	\$94,182	\$80	\$0	\$206,681
Messiah Lutheran Open Arms	\$88,363	\$0	\$0	\$0	\$88,363
Millennium Worldwide Academy	\$133,605	\$0	\$187,236	\$0	\$320,841
Miro International School	\$7,565	\$22,680	\$2,625	\$0	\$32,870
Mis Manos Montessori School	\$21,364	\$8,150	\$0	\$1,000	\$30,514
Mission Christian School	\$494,561	\$0	\$221,699	\$0	\$716,260
Mission Montessori	\$164,546	\$0	\$0	\$0	\$164,546
Mission Montessori on the Desert	\$2,668	\$2,653	\$0	\$0	\$5,321
Mission View Academy	\$1,367	\$0	\$0	\$0	\$1,367
Montessori 2000	\$7,173	\$0	\$0	\$0	\$7,173

Table 13
Estimated Total Scholarships by Private School CY1998 - FY2022

Private School	Original Individual	Switcher Individual	Low-Income Corporate	Disabled/Displaced Corporate	Total Scholarships
Montessori Center School	\$706,414	\$306,644	\$30,327	\$0	\$1,043,385
Montessori Centre Main	\$139,381	\$0	\$0	\$0	\$139,381
Montessori Centre North	\$78,438	\$0	\$0	\$0	\$78,438
Montessori Children's Home	\$393,758	\$60,926	\$19,255	\$0	\$473,939
Montessori Day School	\$147,040	\$0	\$0	\$0	\$147,040
Montessori Educare Academy	\$359,424	\$59,168	\$0	\$5,582	\$424,174
Montessori Education Center	\$14,885	\$0	\$0	\$0	\$14,885
Montessori in the Park	\$1,047,675	\$602,118	\$787,831	\$55	\$2,437,679
Montessori International School	\$1,475,228	\$458,513	\$1,209,588	\$41,716	\$3,185,045
Montessori Kingdom of Learning	\$2,238,759	\$182,111	\$103,047	\$1,600	\$2,525,517
Montessori Learning Center	\$92,413	\$20,665	\$0	\$0	\$113,078
Montessori Matters	\$70,715	\$41,910	\$0	\$6,250	\$118,875
Montessori of Surprise	\$35,704	\$14,252	\$3,544	\$0	\$53,500
Montessori Preparatory Academy	\$75,410	\$6,111	\$14,016	\$5,349	\$100,886
Montessori Schoolhouse Charter	\$38,633	\$0	\$0	\$0	\$38,633
Montessori West Preparatory	\$259,970	\$31,771	\$0	\$0	\$291,741
Montezuma Indian School	\$6,333	\$0	\$0	\$0	\$6,333
Morning Glory Montessori	\$31,535	\$0	\$0	\$0	\$31,535
Most Holy Trinity Catholic School	\$3,396,093	\$620,652	\$4,712,262	\$16,591	\$8,745,597
Mother of Sorrows	\$1,500	\$4,500	\$0	\$0	\$6,000
Mount Calvary Lutheran School	\$629,476	\$68,159	\$86,299	\$0	\$783,934
Mountain Christian School	\$2,023,011	\$560,816	\$1,400,101	\$39,128	\$4,023,055
Mountain View Lutheran School	\$61,105	\$0	\$1,750	\$0	\$62,855
Native American Christian Academy	\$281,513	\$75,751	\$282,550	\$0	\$639,815
Natural Choice Academy	\$50,362	\$23,682	\$11,700	\$0	\$85,744
Navajo Christian Preparatory Academy	\$761,771	\$353,400	\$60	\$0	\$1,115,231
Navajo Evangelical Lutheran Mission School	\$2,420,215	\$267,813	\$132,453	\$0	\$2,820,482
Navajo Trails	\$1,725	\$0	\$0	\$0	\$1,725
Nehemiah Ministries	\$2,484	\$0	\$0	\$0	\$2,484
Nellie P. Covert School	\$296,042	\$0	\$0	\$0	\$296,042
Neurologic Music Therapy Services of Arizona	\$191,510	\$47,634	\$500	\$55,754	\$295,398
New Covenant Lutheran Preschool & Kindergarten	\$564,799	\$241,094	\$10,500	\$3,451	\$819,844
New Hope Christian Academy	\$172,644	\$0	\$0	\$0	\$172,644
New Horizons Christian Academy	\$137,409	\$0	\$0	\$0	\$137,409
New Life Christian Academy	\$3,200	\$0	\$9,325	\$0	\$12,525
New Life Wesleyan Academy	\$3,240	\$0	\$0	\$0	\$3,240
New School for the Arts	\$563	\$0	\$0	\$0	\$563
New Vistas Center for Education	\$3,806,572	\$2,116,765	\$225,804	\$0	\$6,149,141
New Way Learning Academy	\$5,833,479	\$3,342,949	\$3,439,977	\$4,101,322	\$16,717,728

Table 13**Estimated Total Scholarships by Private School CY1998 - FY2022**

Private School	Original Individual	Switcher Individual	Low-Income Corporate	Disabled/Displaced Corporate	Total Scholarships
Nischmat Adin - Shalhevet	\$74,751	\$39,000	\$60,000	\$0	\$173,751
Noah's Ark Preschool & Kindergarten	\$284,478	\$75,193	\$0	\$0	\$359,671
Nogales Christian Academy	\$33,118	\$0	\$7,500	\$0	\$40,618
Noor Academy of Arizona	\$3,920,365	\$799,911	\$2,264,377	\$750	\$6,985,403
North Phoenix Baptist Kindergarten	\$325,588	\$122,614	\$0	\$0	\$448,202
North Phoenix Christian Montessori School	\$5,907	\$0	\$0	\$0	\$5,907
North Valley Christian Academy (Cross of Christ)	\$4,090,503	\$1,834,034	\$1,889,937	\$129,303	\$7,943,776
Northland Christian School	\$588,276	\$314,195	\$671,004	\$2,063	\$1,575,539
Northminster Christian School	\$684,541	\$175,961	\$148,439	\$17,570	\$1,026,512
Northwest Christian School	\$35,217,042	\$10,500,024	\$6,690,068	\$214,610	\$52,621,744
Notre Dame Preparatory	\$15,366,595	\$6,897,524	\$4,571,660	\$93,716	\$26,929,496
Oak Creek Ranch School	\$14,912	\$1,533	\$2,000	\$0	\$18,445
Oasis Christian School	\$900	\$0	\$0	\$0	\$900
Olga and Bob Strauss Center for Early Childhood Development	\$1,380	\$0	\$14,382	\$0	\$15,762
On-Track Academy	\$194,161	\$101,437	\$34,750	\$201,713	\$532,061
Opincar Study Center	\$1,425	\$0	\$0	\$0	\$1,425
Our Lady of Guadalupe	\$157,428	\$18,430	\$19,197	\$0	\$195,055
Our Lady of Joy School	\$281,754	\$0	\$14,273	\$0	\$296,027
Our Lady of Mt. Carmel School	\$7,174,386	\$1,770,004	\$1,426,782	\$16,039	\$10,387,211
Our Lady of Perpetual Help Catholic School	\$13,199,170	\$2,844,713	\$8,931,122	\$100,825	\$25,075,830
Our Lady of Sorrows Academy	\$713,992	\$107,363	\$663,111	\$1,800	\$1,486,266
Our Lady of the Lake	\$921,949	\$338,651	\$76,188	\$13,736	\$1,350,525
Our Lady of the Sun Academy	\$28,083	\$9,029	\$0	\$0	\$37,112
Our Mother of Sorrows Catholic School	\$4,300,303	\$946,992	\$6,010,476	\$123,436	\$11,381,208
Our Savior's Lutheran School	\$103,209	\$14,708	\$2,550	\$0	\$120,467
Our Saviour Lutheran School	\$305,961	\$6,777	\$4,985	\$0	\$317,723
Outer Limits School	\$781	\$0	\$0	\$0	\$781
Page Christian School	\$156,498	\$43,715	\$17,697	\$0	\$217,909
Palm Valley Montessori	\$443,783	\$860,205	\$2,382,300	\$0	\$3,686,287
Palms Christian School	\$350,011	\$64,759	\$89,709	\$8,337	\$512,816
Palo Verde Christian School	\$363,368	\$0	\$3,640	\$0	\$367,008
Paradigm Learning Microschools	\$1,067	\$0	\$0	\$0	\$1,067
Paradise for Tots Christian Kindergarten	\$159,222	\$51,602	\$21,900	\$0	\$232,724
Paradise Mountain Christian Academy	\$139,332	\$0	\$0	\$0	\$139,332
Paradise Valley Christian Preparatory	\$9,348,360	\$2,141,680	\$1,885,774	\$42,883	\$13,418,696
Pardes Jewish Day School	\$12,271,179	\$3,574,961	\$2,138,531	\$45,870	\$18,030,540
Parker Apostolic Christian School	\$15,551	\$0	\$8,326	\$0	\$23,877
Parkside Christian Learning Center	\$3,324	\$1,296	\$0	\$0	\$4,620
Parkway Children's School of Excellence	\$57,434	\$10,108	\$0	\$0	\$67,542

Table 13
Estimated Total Scholarships by Private School CY1998 - FY2022

Private School	Original Individual	Switcher Individual	Low-Income Corporate	Disabled/Displaced Corporate	Total Scholarships
Patagonia Montessori	\$67,069	\$0	\$0	\$0	\$67,069
PATH Academy at the Ranch	\$3,780	\$7,570	\$0	\$0	\$11,350
Pathway Christian School	\$8,575	\$5,674	\$0	\$0	\$14,249
Pathways School	\$236,356	\$120,455	\$307,081	\$223,677	\$887,570
Pathways School-Gilbert	\$41,467	\$40,615	\$153,663	\$48,704	\$284,449
Pathways School-Tucson	\$13,778	\$6,467	\$12,850	\$0	\$33,094
Pax Academy	\$14,830	\$0	\$7,000	\$0	\$21,830
Payson Community Christian School	\$2,313,754	\$594,466	\$1,234,886	\$4,500	\$4,147,606
Peace Academic Center	\$63,500	\$21,078	\$3,300	\$0	\$87,878
Peace Lutheran Church School	\$63,095	\$0	\$0	\$0	\$63,095
Pentecostal of Phoenix Christian Academy	\$21,399	\$0	\$0	\$0	\$21,399
Peridot Lutheran Elementary	\$172,307	\$41,307	\$52,183	\$0	\$265,797
Phillips Christian School	\$26,921	\$0	\$0	\$0	\$26,921
Phoenix Christian Academy	\$70,257	\$0	\$121,935	\$0	\$192,192
Phoenix Christian Preparatory Schools	\$11,124,578	\$1,616,677	\$14,623,690	\$233,896	\$27,598,841
Phoenix Christian School K-8	\$2,672,235	\$1,083,786	\$454,023	\$19,617	\$4,229,661
Phoenix Community Christian Preparatory School	\$0	\$6,000	\$0	\$0	\$6,000
Phoenix Country Day School	\$8,203,153	\$4,052,681	\$13,389,554	\$1,500	\$25,646,888
Phoenix Hebrew Academy	\$8,813,886	\$2,143,149	\$2,774,237	\$500	\$13,731,772
Phoenix Preparatory High School for Boys	\$70,900	\$0	\$0	\$0	\$70,900
Phoenix Preparatory High School for Girls	\$88,850	\$0	\$0	\$0	\$88,850
Phoenix Rising Free School	\$8,079	\$0	\$0	\$0	\$8,079
Phoenix, Special Programs and Academies	\$4,669	\$0	\$0	\$0	\$4,669
Pilgrim Lutheran School	\$1,109,417	\$266,758	\$101,055	\$4,484	\$1,481,712
Pleasantview Christian Elementary	\$68,127	\$14,401	\$244,715	\$5,473	\$332,716
Pope John XXIII Catholic School	\$0	\$0	\$9,400	\$0	\$9,400
Potter's House	\$13,826	\$0	\$0	\$0	\$13,826
Precious Lamb Christian School	\$89,613	\$0	\$8,925	\$0	\$98,538
Prescott Adventist Christian School	\$375,672	\$75,105	\$163,530	\$3,000	\$617,307
Primavera School	\$1,858,550	\$571,257	\$152,995	\$3,920	\$2,586,722
Primrose School at Palm Valley	\$27,973	\$0	\$0	\$0	\$27,973
Primrose School of Fletcher Heights	\$4,770	\$0	\$0	\$0	\$4,770
Promiseland Christian Preschool	\$0	\$0	\$3,000	\$2,000	\$5,000
Providence Classical School	\$641,359	\$0	\$4,534	\$0	\$645,893
PS Academy Arizona	\$313,520	\$190,363	\$234,650	\$1,034,914	\$1,773,447
Quality Interactive Montessori	\$407,067	\$309,293	\$358,361	\$14,044	\$1,088,765
Queen of All Saints	\$4,838	\$5,015	\$0	\$0	\$9,853
Queen of Peace Catholic School	\$2,833,980	\$531,205	\$5,307,976	\$13,773	\$8,686,934
Rahmah Academy	\$4,000	\$2,500	\$3,300	\$0	\$9,800

Table 13
Estimated Total Scholarships by Private School CY1998 - FY2022

Private School	Original Individual	Switcher Individual	Low-Income Corporate	Disabled/Displaced Corporate	Total Scholarships
Rainbow Academy	\$191,766	\$0	\$0	\$0	\$191,766
Rainbow Montessori	\$17,051	\$0	\$0	\$0	\$17,051
Rancho Solano Schools	\$4,875,974	\$1,366,203	\$436,313	\$9,182	\$6,687,671
Red Earth Waldorf Kindergarten and Preschool	\$11,070	\$24,406	\$45,714	\$0	\$81,190
Red Mountain Montessori Academy	\$43,770	\$12,877	\$0	\$1,000	\$57,647
Red Rock Christian School	\$83,621	\$0	\$0	\$0	\$83,621
Red Sands Christian School	\$86,881	\$55,140	\$1,039,792	\$45,016	\$1,226,829
Redeemer Christian Academy (Southern)	\$84,922	\$0	\$17,058	\$0	\$101,980
Redeemer Christian School (Stapley)	\$2,035,108	\$330,663	\$544,173	\$27,878	\$2,937,821
Redeemer Lutheran School	\$3,549,316	\$953,298	\$558,136	\$8,650	\$5,069,400
Regina Caeli Academy	\$28,252	\$26,846	\$0	\$0	\$55,098
Renaissance Academy Tucson	\$12,816	\$5,333	\$4,180	\$750	\$23,079
Resurrection Lutheran Child Development Center	\$1,158,314	\$167,056	\$6,772	\$0	\$1,332,142
Rise & Shine Exceptional Services	\$11,640	\$4,060	\$500	\$2,500	\$18,700
Rise Learning Academy	\$17,670	\$14,200	\$5,000	\$0	\$36,870
RISE Resource Center	\$15,379	\$8,317	\$29,460	\$121,996	\$175,152
Risen Savior Lutheran School	\$2,303,908	\$429,015	\$6,135	\$0	\$2,739,058
Rising Sun Montessori	\$1,615	\$0	\$0	\$0	\$1,615
River of Life Christian School	\$556,125	\$49,513	\$566,563	\$12,903	\$1,185,104
Rockwood Preparatory Academy	\$0	\$600	\$2,215	\$55,309	\$58,124
Rose Garden School	\$540	\$0	\$0	\$0	\$540
Running River School	\$330,077	\$115,032	\$480,533	\$0	\$925,642
S A R R C Community School	\$399,925	\$93,380	\$12,250	\$41,751	\$547,306
Sacred Heart Catholic School	\$7,924,613	\$1,836,921	\$2,994,634	\$2,075	\$12,758,243
Sacred Heart Catholic School-Nogales	\$52,698	\$36,671	\$806,509	\$0	\$895,878
Safford Adventist Christian School	\$61,008	\$0	\$0	\$0	\$61,008
Safford Christian Academy	\$238,031	\$1,243	\$0	\$0	\$239,274
Saguaro Hills Adventist Christian School	\$478,299	\$40,261	\$607,004	\$21,512	\$1,147,075
Saguaro Hills Christian School	\$326,468	\$0	\$10,625	\$0	\$337,093
Sahuarita Christian Academy	\$313,479	\$0	\$384,878	\$0	\$698,357
Salpointe Catholic High School	\$31,650,158	\$9,492,454	\$21,342,212	\$235,008	\$62,719,832
San Francisco de Asis Catholic School	\$3,791,935	\$1,390,286	\$1,951,621	\$12,588	\$7,146,430
San Miguel High School	\$4,519,149	\$1,681,116	\$17,113,167	\$2,600	\$23,316,031
San Tan Christian Academy	\$49,958	\$0	\$9,400	\$0	\$59,358
San Xavier Mission School	\$4,685,368	\$941,541	\$3,739,001	\$15,069	\$9,380,979
Santa Cruz Catholic School	\$3,032,142	\$706,159	\$8,045,808	\$94,522	\$11,878,630
Satori	\$1,231,944	\$239,903	\$29,299	\$5	\$1,501,152
Scottsdale Child Care & Learning Center	\$3,390	\$3,180	\$3,000	\$0	\$9,570
Scottsdale Christian Academy	\$22,063,398	\$7,545,699	\$8,670,014	\$102,400	\$38,381,511

Table 13**Estimated Total Scholarships by Private School CY1998 - FY2022**

Private School	Original Individual	Switcher Individual	Low-Income Corporate	Disabled/Displaced Corporate	Total Scholarships
Scottsdale Country Day School	\$44,572	\$2,115	\$9,600	\$0	\$56,287
Scottsdale United Methodist Co-Op	\$16,876	\$1,960	\$1,725	\$0	\$20,561
Sedona Christian School	\$86,615	\$0	\$0	\$0	\$86,615
Sedona Montessori	\$4,378	\$0	\$0	\$0	\$4,378
Sedona Sky Academy	\$25,194	\$13,108	\$0	\$0	\$38,302
Sedona Village Learning Center School	\$1,450	\$1,000	\$11,000	\$0	\$13,450
Seton Catholic High School	\$18,030,389	\$4,071,275	\$3,473,161	\$79,678	\$25,654,503
Shade Tree Academy	\$2,995	\$1,090	\$24,600	\$750	\$29,435
Shalom Montessori School	\$363,452	\$26,294	\$104,461	\$0	\$494,207
Shearim Torah High School	\$1,501,161	\$502,442	\$1,693,207	\$4,500	\$3,701,311
Sheila's Christian Academy "Minds in Motion"	\$110,552	\$48,921	\$0	\$0	\$159,473
Shepherd of the Desert Lutheran School	\$2,570,610	\$721,853	\$287,452	\$1,971	\$3,581,885
Shepherd of the Valley Lutheran Preschool (Kindergarten)	\$0	\$10,500	\$0	\$0	\$10,500
Shepherd's Christian Academy	\$6,388	\$0	\$0	\$0	\$6,388
Sherwood Village	\$25,802	\$0	\$0	\$0	\$25,802
Shiloh Christian School	\$359,760	\$0	\$2,821	\$0	\$362,581
Show Low Adventist Christian School	\$4,699	\$0	\$0	\$0	\$4,699
Sierra Academy of Scottsdale	\$58,163	\$12,428	\$0	\$5	\$70,596
Sino International Montessori School	\$6,080	\$13,680	\$0	\$0	\$19,760
Skyway Christian School	\$11,680	\$0	\$0	\$0	\$11,680
Smaller Scholars Montessori Academy	\$3,610	\$1,015	\$5,300	\$0	\$9,925
Smart Schools	\$196	\$0	\$0	\$0	\$196
Son Life Christian School	\$2,205	\$0	\$0	\$0	\$2,205
Sonoran International School	\$11,781	\$0	\$0	\$0	\$11,781
SonRise Christian School	\$79,037	\$0	\$0	\$0	\$79,037
Sonshine Christian School	\$147,346	\$49,013	\$246,576	\$1,000	\$443,934
Sonshine Preschool	\$0	\$0	\$0	\$12,618	\$12,618
Southwest Christian School	\$918,034	\$375,201	\$916,856	\$7,187	\$2,217,277
Southwest Indian School	\$230	\$0	\$0	\$15,248	\$15,478
Southwestern Christian School	\$2,584,365	\$263,176	\$454,307	\$21,166	\$3,323,014
Spectrum Private School	\$11,768	\$0	\$0	\$0	\$11,768
Spirit of Hope Montessori	\$227,114	\$47,285	\$1,590	\$0	\$275,989
Spondeo Montessori	\$12,815	\$6,594	\$0	\$0	\$19,409
Spondeo Preschool	\$10,032	\$11,359	\$0	\$0	\$21,391
Spring Ridge Academy	\$1,003	\$0	\$0	\$0	\$1,003
Ss. Peter and Paul Catholic School	\$5,348,623	\$1,502,065	\$3,405,802	\$42,937	\$10,299,427
Ss. Simon and Jude School	\$9,280,530	\$2,380,279	\$7,576,704	\$181,217	\$19,418,730
St. Agnes Catholic School	\$4,366,202	\$616,546	\$4,232,054	\$13,863	\$9,228,665
St. Alban's Pre-School & Kindergarten	\$32,968	\$0	\$3,550	\$0	\$36,518

Table 13
Estimated Total Scholarships by Private School CY1998 - FY2022

Private School	Original Individual	Switcher Individual	Low-Income Corporate	Disabled/Displaced Corporate	Total Scholarships
St. Ambrose School	\$3,180,496	\$688,360	\$7,575,409	\$76,531	\$11,520,796
St. Andrew's Kindergarten	\$1,083,941	\$283,044	\$36,274	\$1,113	\$1,404,373
St. Anne's Little Flower Montessori	\$769,870	\$0	\$33,010	\$0	\$802,880
St. Anthony Catholic School	\$2,956,091	\$966,569	\$2,791,365	\$0	\$6,714,025
St. Anthony of Padua Catholic School	\$2,949,603	\$702,854	\$3,229,377	\$48,839	\$6,930,673
St. Augustine Catholic High School	\$4,877,825	\$1,896,379	\$9,719,619	\$341,878	\$16,835,700
St. Catherine of Sienna Catholic School	\$4,484,617	\$654,904	\$4,272,501	\$33,901	\$9,445,923
St. Charles Apache School	\$4,334,916	\$929,363	\$1,574,873	\$0	\$6,839,152
St. Cyril Catholic School	\$6,211,986	\$1,713,446	\$3,061,492	\$48,295	\$11,035,220
St. Daniel the Prophet School	\$1,617,520	\$0	\$84,044	\$0	\$1,701,564
St. Dominic Savio Academy	\$241,112	\$31,683	\$0	\$120,732	\$393,527
St. Elizabeth Ann Seton Catholic School	\$5,862,173	\$1,515,228	\$2,740,621	\$42,376	\$10,160,398
St. Francis Kindergarten	\$2,740	\$0	\$0	\$0	\$2,740
St. Francis of Assisi School	\$2,602,680	\$998,309	\$4,902,094	\$15,918	\$8,519,001
St. Francis Xavier Elementary School	\$9,110,365	\$3,473,805	\$4,601,449	\$46,443	\$17,232,062
St. Gregory Catholic School	\$6,114,896	\$1,335,683	\$6,614,243	\$45,408	\$14,110,231
St. James Preschool & Kindergarten	\$52,997	\$0	\$0	\$0	\$52,997
St. Jerome K-8 School	\$3,517,759	\$715,182	\$3,423,545	\$22,424	\$7,678,909
St. Joan of Arc Catholic Preschool	\$445	\$5	\$0	\$0	\$450
St. Joan of Arc Kindergarten	\$168,407	\$0	\$0	\$0	\$168,407
St. John Bosco Catholic School	\$7,336,559	\$2,181,979	\$965,888	\$23,714	\$10,508,139
St. John Paul II Catholic High School	\$1,725,834	\$769,076	\$2,596,919	\$84,804	\$5,176,634
St. John the Evangelist School	\$4,033,588	\$983,562	\$12,768,797	\$43,502	\$17,829,448
St. John Vianney Catholic School	\$6,379,382	\$1,163,358	\$7,585,098	\$151,369	\$15,279,207
St. John XXIII Catholic School	\$6,952,427	\$2,573,315	\$685,487	\$5,098	\$10,216,328
St. Joseph Catholic School	\$3,132,416	\$866,359	\$4,692,170	\$59,783	\$8,750,728
St. Joseph's Catholic Montessori School	\$2,255,969	\$358,945	\$910,276	\$7,500	\$3,532,690
St. Louis the King Catholic School	\$4,371,407	\$538,278	\$7,496,080	\$40,927	\$12,446,693
St. Luke's Lutheran School	\$9,951	\$0	\$0	\$0	\$9,951
St. Luke's School	\$192,955	\$0	\$0	\$0	\$192,955
St. Maria Goretti School	\$1,125,362	\$250,845	\$67,231	\$5,500	\$1,448,938
St. Mark's Early Childhood Center	\$425,770	\$172,580	\$17,835	\$2,000	\$618,185
St. Mark's Preschool & Kindergarten	\$370,695	\$40,249	\$40,223	\$2,058	\$453,225
St. Mary Basha Catholic Elementary School	\$9,247,623	\$2,039,377	\$1,597,952	\$19,901	\$12,904,852
St. Mary's Catholic High School	\$5,606,396	\$2,749,399	\$19,520,506	\$73,925	\$27,950,227
St. Mary's High School	\$15,998,411	\$2,437,127	\$11,457,932	\$29,779	\$29,923,249
St. Matthew School	\$5,620,390	\$1,155,064	\$5,805,665	\$17,562	\$12,598,681
St. Maximilian Mary Kolbe School	\$587,634	\$10,206	\$44,688	\$0	\$642,528
St. Michael Indian School	\$4,098,283	\$1,048,851	\$2,721,029	\$13,515	\$7,881,678

Table 13
Estimated Total Scholarships by Private School CY1998 - FY2022

Private School	Original Individual	Switcher Individual	Low-Income Corporate	Disabled/Displaced Corporate	Total Scholarships
St. Michael's Parish Day School	\$7,302,569	\$2,368,638	\$1,988,290	\$21,504	\$11,681,000
St. Odilia	\$187,405	\$0	\$0	\$0	\$187,405
St. Paul Lutheran School	\$39,087	\$0	\$0	\$0	\$39,087
St. Paul's Preparatory Academy	\$1,197,014	\$0	\$0	\$0	\$1,197,014
St. Peter Mission School	\$4,100,423	\$849,838	\$3,243,304	\$0	\$8,193,565
St. Peter's Montessori	\$745,941	\$266,470	\$160,677	\$0	\$1,173,088
St. Theresa Elementary School	\$6,614,813	\$2,009,104	\$927,157	\$3,015	\$9,554,089
St. Thomas Aquinas School	\$7,077,423	\$2,497,613	\$1,439,484	\$12,013	\$11,026,533
St. Thomas Lutheran School	\$101,149	\$0	\$0	\$0	\$101,149
St. Thomas the Apostle Catholic Pre-School & Kindergarten	\$2,403,490	\$1,651,084	\$1,778,198	\$23,473	\$5,856,245
St. Thomas the Apostle Catholic School	\$5,828,626	\$899,773	\$1,061,296	\$14,355	\$7,804,050
St. Timothy Catholic Academy (Alma School)	\$4,087,852	\$900,658	\$1,199,918	\$16,943	\$6,205,371
St. Timothy Catholic School	\$794,226	\$433,679	\$231,457	\$4,539	\$1,463,901
St. Vincent de Paul School	\$5,752,546	\$848,990	\$5,852,244	\$19,431	\$12,473,212
Stanley Institute	\$1,024	\$0	\$0	\$0	\$1,024
Stepping Stones Homeschool	\$8,500	\$6,865	\$3,500	\$0	\$18,865
Stepping Stones Learning Center	\$3,620	\$6,810	\$5,700	\$0	\$16,130
Stone Creek Christian Kindergarten	\$1,598	\$0	\$0	\$0	\$1,598
Strong Foundations Academy	\$73,390	\$37,053	\$0	\$0	\$110,443
Summit School of Ahwatukee	\$5,279,061	\$2,314,779	\$266,685	\$20,887	\$7,881,412
Sun and Shield Christian Academy	\$364,324	\$1,174	\$39,833	\$2,250	\$407,581
Sun Valley Indian School	\$166,536	\$25,275	\$95,260	\$0	\$287,071
Sun Valley Learning Center	\$596,505	\$22,154	\$59,477	\$0	\$678,136
Sunrays Academy	\$67,174	\$28,133	\$200	\$0	\$95,507
Sunrise Montessori School	\$705,004	\$170,631	\$11,090	\$20	\$886,746
Suriya Montessori	\$563	\$0	\$0	\$0	\$563
Surrey Garden Christian School	\$3,718,332	\$0	\$60,985	\$0	\$3,779,317
Sylvan Learning Center	\$1,440	\$0	\$0	\$0	\$1,440
Tanque Verde Lutheran Preschool/Kindergarten	\$799,058	\$189,715	\$12,790	\$0	\$1,001,564
Tatum Ranchette Montessori	\$22,135	\$0	\$0	\$0	\$22,135
Taylor Made Prep	\$400	\$25	\$11,505	\$0	\$11,930
Tempe Adventist Christian School	\$154,464	\$0	\$0	\$0	\$154,464
Tempe Christian School	\$197,715	\$0	\$0	\$0	\$197,715
Tempe Montessori	\$865,765	\$227,950	\$351,502	\$8,080	\$1,453,297
Tesseract School	\$2,068,924	\$299,424	\$283,041	\$18,928	\$2,670,317
The Abbie School	\$1,053,643	\$264,633	\$955,095	\$447,264	\$2,720,635
The Angel's Academy	\$4,357	\$0	\$76	\$0	\$4,433
The Beginning School	\$216,776	\$57,722	\$550	\$500	\$275,548
The Caepe School	\$195,541	\$36,485	\$152,125	\$3,821	\$387,972

Table 13
Estimated Total Scholarships by Private School CY1998 - FY2022

Private School	Original Individual	Switcher Individual	Low-Income Corporate	Disabled/Displaced Corporate	Total Scholarships
The Family School	\$2,142,363	\$809,881	\$0	\$2,063	\$2,954,307
The French American School of Arizona	\$90,685	\$23,821	\$0	\$0	\$114,505
The Furnace - Crossroads Christian Education	\$12,964	\$5,734	\$10	\$0	\$18,708
The Goddard School	\$535,500	\$30,833	\$1,400	\$0	\$567,733
The Gregory School	\$8,413,523	\$2,801,300	\$5,696,496	\$33,189	\$16,944,508
The H.E.A.R.T. Center	\$4,371	\$2,169	\$0	\$800	\$7,340
The IDEA School	\$241,360	\$140,244	\$1,158,593	\$47,564	\$1,587,761
The Jones-Gordon School	\$1,521,969	\$1,067,449	\$634,805	\$998,542	\$4,222,764
The Learning Lab	\$29,628	\$4,315	\$2,200	\$7,700	\$43,843
The Learning Pad	\$48,929	\$19,816	\$29,657	\$2,221	\$100,623
The Orme School	\$2,424,832	\$569,050	\$6,510	\$4,684	\$3,005,076
The Promise School	\$40,418	\$13,389	\$14,250	\$5	\$68,062
The Schoolhouse Cooperative	\$13,000	\$4,000	\$0	\$0	\$17,000
The Scottsdale School	\$0	\$950	\$0	\$0	\$950
The United School for Autism	\$9,000	\$9,000	\$0	\$3,500	\$21,500
The Vine Preparatory Academy	\$10,750	\$20,850	\$58,400	\$0	\$90,000
The Weekday School	\$11,318	\$0	\$0	\$0	\$11,318
The Wiser Choice	\$3,897	\$0	\$3,365	\$0	\$7,262
Three Hierarchs Academy of Arizona	\$159,169	\$107,584	\$602,260	\$0	\$869,013
Thrive Cultural Academy	\$4,380	\$3,214	\$0	\$0	\$7,594
Thunderbird Adventist Academy	\$3,344,766	\$427,537	\$2,043,360	\$31,611	\$5,847,273
Thunderbird Christian Elementary School	\$1,256,688	\$250,372	\$673,736	\$6,950	\$2,187,747
Tipping Point Academy	\$71,475	\$58,492	\$54,279	\$0	\$184,246
Torah Day School of Phoenix	\$3,933,858	\$3,802,034	\$11,724,324	\$345,790	\$19,806,006
Tree of Life Christian School	\$33,423	\$0	\$0	\$0	\$33,423
Tri-City Christian Academy	\$5,962,317	\$1,328,065	\$3,141,380	\$38,522	\$10,470,285
Tri-City Jewish Community Center Day School	\$300,794	\$0	\$0	\$0	\$300,794
Trinity Christian School	\$7,311,419	\$2,839,926	\$3,201,399	\$17,909	\$13,370,654
Trinity Classical Academy	\$563	\$0	\$0	\$0	\$563
Trinity Classical and Christian Academy	\$151,899	\$0	\$0	\$0	\$151,899
Trinity Kindergarten	\$178,602	\$3,840	\$0	\$0	\$182,442
Trinity Lutheran School	\$4,988,140	\$1,253,938	\$572,208	\$12,378	\$6,826,664
Trinity United Methodist Kindergarten	\$246,178	\$24,674	\$158,678	\$4,329	\$433,860
Truly Free School	\$34,917	\$10,822	\$0	\$0	\$45,739
Truthful Beginnings	\$60,703	\$29,059	\$1,052	\$0	\$90,813
Tucson Baptist Academy	\$484,149	\$228,984	\$665,596	\$15,290	\$1,394,019
Tucson Community School	\$643,460	\$82,960	\$64,606	\$0	\$791,026
Tucson Hebrew Academy	\$9,741,774	\$3,106,319	\$2,982,299	\$500	\$15,830,891
Tucson Jewish Community Center	\$120,821	\$0	\$53,073	\$0	\$173,894

Table 13
Estimated Total Scholarships by Private School CY1998 - FY2022

Private School	Original Individual	Switcher Individual	Low-Income Corporate	Disabled/Displaced Corporate	Total Scholarships
Tucson Waldorf School	\$2,925,701	\$1,368,401	\$2,511,293	\$68,900	\$6,874,295
Turning Point School	\$382,031	\$0	\$10,100	\$0	\$392,131
Tutor Time PreSchool & Kindergarten	\$3,500	\$0	\$3,500	\$0	\$7,000
United Christian School	\$532,831	\$257,588	\$202,569	\$40	\$993,028
Upward for Children and Families	\$0	\$2,844	\$0	\$41,479	\$44,323
Valiant College Preparatory	\$799,881	\$1,175,567	\$1,330,027	\$2,000	\$3,307,474
Valley Baptist School	\$107,699	\$43,981	\$24,507	\$0	\$176,187
Valley Cathedral Christian School	\$334,046	\$0	\$0	\$0	\$334,046
Valley Child Care & Learning Center	\$6,638	\$0	\$0	\$0	\$6,638
Valley Christian High School	\$16,116,124	\$2,442,035	\$6,038,028	\$141,630	\$24,737,817
Valley Christian Schools	\$8,083,920	\$4,729,984	\$3,277,537	\$102,825	\$16,194,265
Valley Classical Christian Academy	\$1,006,816	\$0	\$17,592	\$0	\$1,024,408
Valley Lutheran High School	\$5,849,944	\$1,349,247	\$1,525,471	\$43,722	\$8,768,384
Valley of the Sun Jewish Community Center School	\$106,600	\$0	\$0	\$0	\$106,600
Verde Christian Academy	\$4,084,239	\$1,355,439	\$1,046,592	\$44,211	\$6,530,481
Verde Valley Adventist School	\$224,026	\$31,731	\$125,739	\$11,786	\$393,281
Verde Valley School	\$1,036,466	\$179,420	\$126,110	\$4,213	\$1,346,209
Veritas Academy of Tucson	\$1,932,817	\$1,024,489	\$603,370	\$18,569	\$3,579,245
Veritas Christian Community School	\$3,620,451	\$1,067,252	\$335,520	\$2,500	\$5,025,723
Victorious Preschool & Kindergarten	\$45,880	\$1,423	\$6,105	\$0	\$53,408
Village Christian School	\$19,911	\$4,089	\$0	\$0	\$24,000
Ville de Marie Academy	\$2,781,661	\$1,030,213	\$1,677,043	\$21,272	\$5,510,189
Vision Christian Academy	\$348,935	\$94,613	\$73,660	\$0	\$517,208
Vision Leadership Academy	\$0	\$5	\$0	\$0	\$5
Wee Blessings Preschool & Academy	\$7,166	\$6,486	\$850	\$0	\$14,502
Wellspring Education Center	\$12,610	\$0	\$0	\$0	\$12,610
West Side Private School	\$16,101	\$0	\$0	\$0	\$16,101
West Valley Adventist School	\$35,403	\$0	\$0	\$0	\$35,403
West Valley Christian School	\$2,191,769	\$739,143	\$1,481,247	\$99,102	\$4,511,261
Western Hills Baptist School	\$11,297	\$977	\$0	\$0	\$12,274
Westminster Academy	\$4,984	\$0	\$0	\$0	\$4,984
White Mountain Christian School	\$3,426	\$0	\$0	\$0	\$3,426
White Mountain Montessori School	\$186,789	\$39,794	\$34,625	\$0	\$261,208
Wickenburg Christian Academy (Legacy High)	\$1,993,076	\$826,021	\$2,439,690	\$7,856	\$5,266,643
Wilkins Learning Center	\$42,731	\$19,334	\$0	\$0	\$62,065
Wings on Words	\$120,156	\$44,355	\$56,053	\$53,900	\$274,465
Woodbridge Private School	\$101,623	\$53,682	\$0	\$500	\$155,805
Word International Christian School	\$15,824	\$2,090	\$6,829	\$0	\$24,743
Word of Grace School for Young Children	\$18,503	\$0	\$0	\$0	\$18,503

Table 13
Estimated Total Scholarships by Private School CY1998 - FY2022

Private School	Original Individual	Switcher Individual	Low-Income Corporate	Disabled/Displaced Corporate	Total Scholarships
Word of Life Christian School	\$40,829	\$3,165	\$0	\$0	\$43,994
Xavier College Preparatory	\$26,146,453	\$8,490,211	\$20,228,803	\$157,887	\$55,023,353
Yeshiva High School of Arizona	\$1,081,744	\$372,728	\$1,342,866	\$3,000	\$2,800,338
Young Disciples Christian Academy	\$37,675	\$12,742	\$228,684	\$0	\$279,101
Youthworks, Inc.	\$1,731	\$998	\$1,000	\$0	\$3,730
Yuma Adventist School	\$307,013	\$53,689	\$489,440	\$7,189	\$857,331
Yuma Catholic High School	\$6,969,640	\$1,697,138	\$18,460,465	\$42,660	\$27,169,903
Yuma Christian Academy	\$107,631	\$63,790	\$1,760,935	\$4,325	\$1,936,680
Yuma Lutheran School	\$5,235,972	\$1,848,935	\$3,008,113	\$115,758	\$10,208,777
Data not provided	\$11,420	\$0	\$11,000	\$0	\$22,420
TOTALS	\$1,034,994,804	\$303,997,428	\$617,726,840	\$43,568,554	\$2,000,287,626

Totals will not match data in other tables due to missing school information.